



SAFEWAY



SYMBOL OF EXCELLENCE WINNER

MOST SUITABLE FOR VERTICAL MACHINE CENTER, MILLING

MODEL ● 07100100 CV-100V ● 07100130 CV-130V
● 07100160 CV-160V ● 07100200 CV-200V

MODEL ● 07105100 CV-100S ● 07105130 CV-130S
● 07105160 CV-160S ● 07105200 CV-200S



PATENTED



FEATURES:

1. Holding Work-piece firmly in single and multiple vises setup.
2. Semi-spherical segment eliminates jaw lifting and work-piece tilting.
3. One piece casting of vise bed and fixed jaw.
4. Rigid material-Ductile iron FCD60JIS (Equal to GGG60) with 60 kgs/mm² or 80,000 psi tensile strength.
5. Vise bed flame hardened to HRC 45° and up takes up wear and maintain accuracy for long.
6. Chip covers adopt on each Vise for preventing chips falling into Lead-screw and inside of vise.

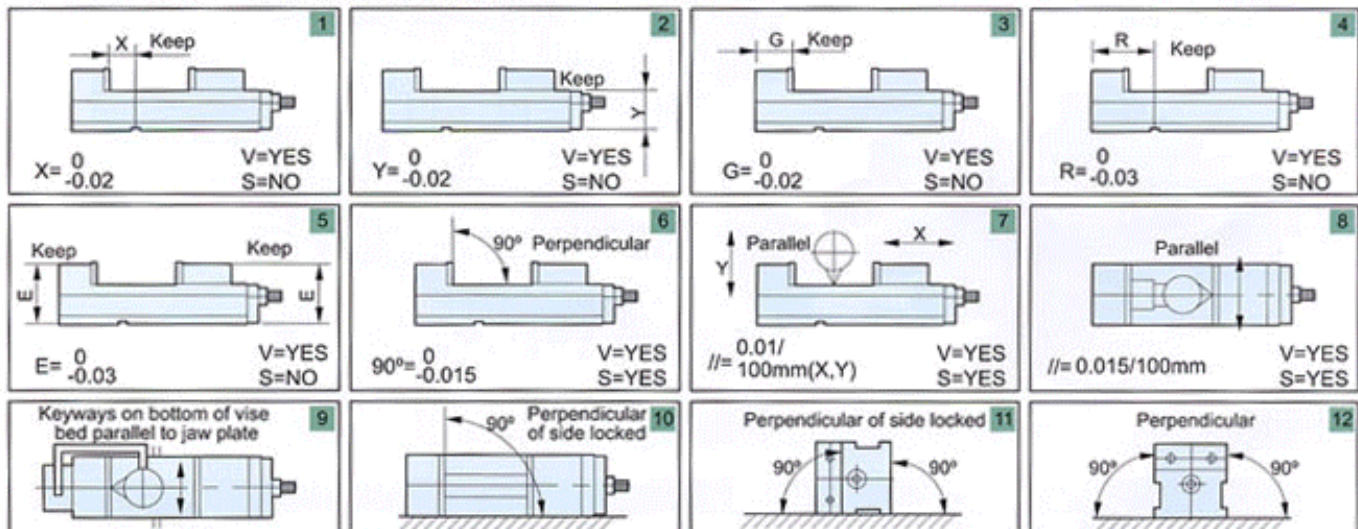
Vise Max. Opening (Optional)



Vise Side-lock



THE EXCELLENT CLEARANCE CONTROL

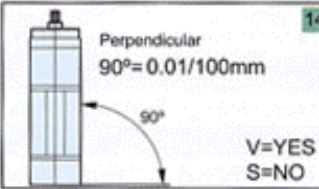
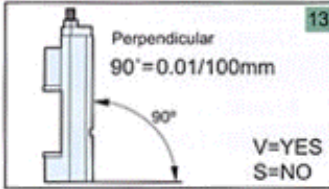


// = 0.015/100mm V=YES S=YES

90° = 0.015/100mm V=YES S=NO

90° = 0.015/100mm V=YES S=NO

90° = 0.015/100mm V=YES S=NO



WHAT'S DIFFERENT V & S TYPE

V=THE CLEARANCE WITH FULL CONTROL AS FIG.1-14

S=THE CLEARANCE WITH CONTROL AS FIG.6.7.8.9. ONLY



SAFEWAY

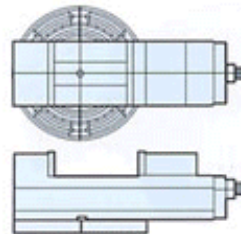
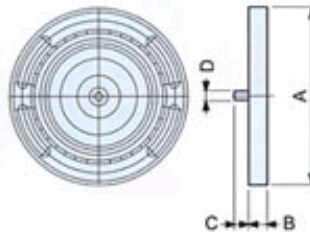
ISO-9001:2000



MC COMPACT VISE

SWIVEL BASE (STEEL)

MODEL ● 07813100 SBD-100 ● 07813130 SBD-130
 ● 07813160 SBD-160 ● 07813200 SBD-200



ORDER NO.	SBD	A	B	C	D	N.W.
07813100	100	248	29	25	16	6.6kg
07813130	130	296	32	25	18	10.6kg
07813160	160	312	34	25	18	15.5kg
07813200	200	378	44	25	18	27.2kg

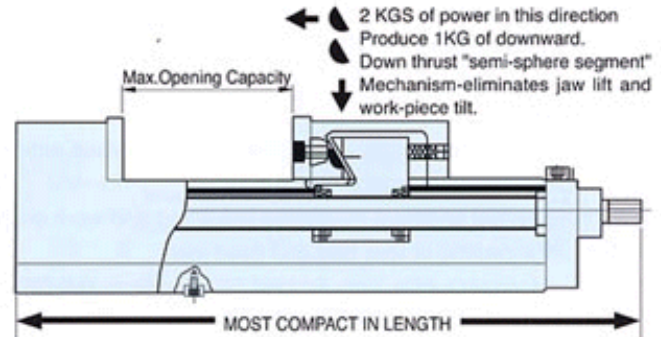
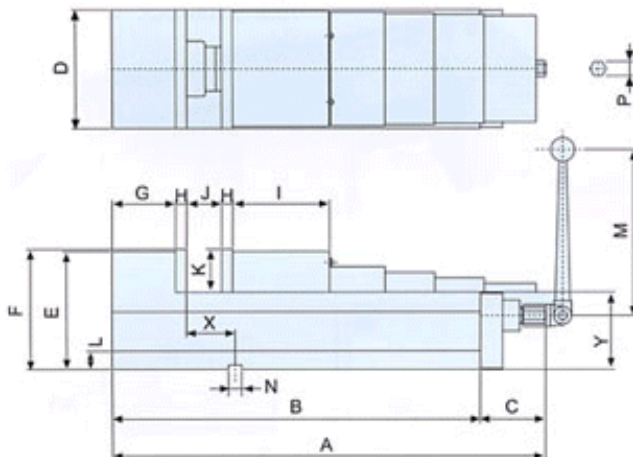
THE WHOLE SWIVEL BASE BY MADE OF STEEL BY HARDNESS AND TAKE UP WEAR AND MAINTAIN ACCURACY FOR LONG

Standard Accessories

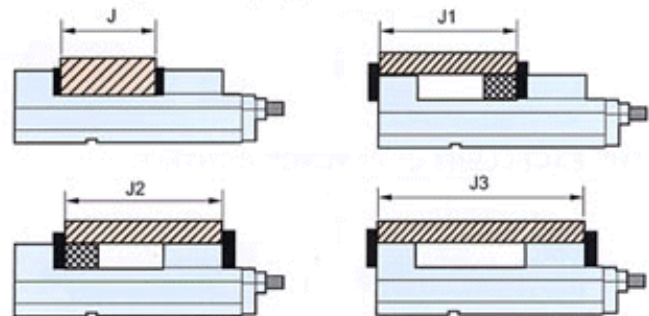
- 1.Handle x 1 pc
- 2.Guide key x 2pcs
M6 x 10L x 2pcs
- 3.Vise locked block x 4 pcs

Optional Accessories

- 1.Special Application Jaw Plates (P.47,48)
- 2.Swivel Base - SBD (Steel)



The 4 Ways Of Clamping For Your Best Choice



Unit:mm

ORDER NO.	MODEL	A	B	C	D	E	F	G	H	I	J	J1	J2
07100100	CV-100V	430	340	90	101	130	133	65	15	105	0-125	125-190	125-230
07105100	CV-100S	430	340	90	101	130	133	65	15	105	0-125	125-190	125-230

07100130	CV-130V	495	405	90	131	147	150	70	15	115	0-180	180-240	180-290
07105130	CV-130S	495	405	90	131	147	150	70	15	115	0-180	180-240	180-290
07100160	CV-160V	585	495	90	161	160	163	85	15	130	0-240	240-320	240-360
07105160	CV-160S	585	495	90	161	160	163	85	15	130	0-240	240-320	240-360
07100200	CV-200V	666	570	96	201	170	173	90	18	150	0-280	280-360	280-420
07105200	CV-200S	666	570	96	201	170	173	90	18	150	0-280	280-360	280-420

ORDER NO.	MODEL	J3	K	L	M	N	P	X	X= $\frac{0}{0.02}$	Y	Y= $\frac{0}{0.02}$	N.W.	G.W.	SHIPMENT SIZE	REMARK
07100100	CV-100V	125-320	48	22	260	16	19	45	YES	85	YES	24kg	26kg	600x220x185	
07105100	CV-100S		48	22	260	16	19	45	NO	85	NO	24kg	26kg	600x220x185	
07100130	CV-130V	180-380	55	22	260	18	19	65	YES	95	YES	37kg	39kg	665x250x205	
07105130	CV-130S		55	22	260	18	19	65	NO	95	NO	37kg	39kg	665x250x205	
07100160	CV-160V	240-470	58	22	260	18	19	65	YES	105	YES	57kg	59kg	760x280x215	
07105160	CV-160S		58	22	260	18	19	65	NO	105	NO	57kg	59kg	760x280x215	
07100200	CV-200V	280-540	63	22	260	18	19	82	YES	110	YES	77kg	80kg	860x320x225	
07105200	CV-200S		63	22	260	18	19	82	NO	110	NO	77kg	80kg	860x320x225	