




Horizontal / Vertical Rotary Table



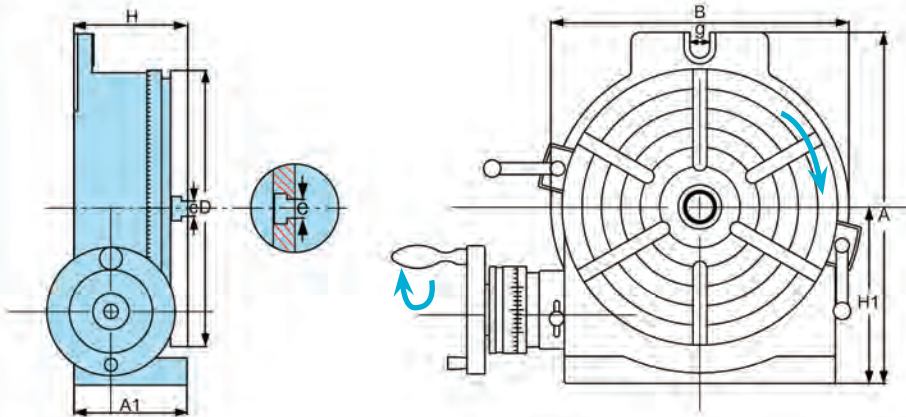
HV-6, 8, 10, 12, 14, 16



New Model



HV-4



SPECIFICATIONS	HV-4,6	HV-8,10,12,14,16
Degree per one handle rotation	4°	4°
Scale of micro collar	2'	1'
vernier reading	20"	10"
Gear ratio	1:90	1:90


Specifications

ORDER NO.	A1	Rotary Table		Base dimension			Width of T-slot		Bolt slots	The Load Capacity For Rotary Table		Center sleeve	Gross Weight(kg)		Meas. CFT	CODE NO.	
		Outer diameter D	Height H	H1	A	B	e	Type		g	Horizontal		Vertical	wooden case(W)			Carton(C)
HV-4	58	110	72	80	138	118	11	⊕	17	35 KGS	18 KGS	MT-2	7KGS	7.5KGS (C)	0.3	1001-000	
HV-6	78	150	80	102	205	163	11	⊕	17	40 KGS	20 KGS	MT-2	12.1KGS	12.7KGS (C)	0.4	1001-001	
HV-8	100	205	102	135	265	219	14	⊕	17	80 KGS	40 KGS	MT-3	24.7KGS	26.2KGS (C)	0.8	1001-002	
HV-10	106	254	109	163	321	276	14	⊗	17	90 KGS	50 KGS	MT-3	35.5KGS	37.3KGS (C)	2	1001-003	
HV-12	123	305	125	194	388	330	16	⊗	18	120 KGS	60 KGS	MT-4	58.7KGS	69.8KGS (W)	2.6	1001-004	
HV-14	123	353	125	225	445	389	16	⊗	18	130 KGS	70 KGS	MT-4	76.61KGS	90.3KGS (W)	3.2	1001-005	
HV-16	128	406	130	255	500	435	16	⊗	18	140 KGS	70 KGS	MT-4	106.4KGS	123.1KGS (W)	4.2	1001-006	



Optional Accessories

(Details on page A3)



Flange



Tailstock



Dividing Plate



3-Jaw Chuck For Rotary Table, Indexer

- Detail specification & Order NO. shown on page E9
- The Fixing Hole is From Front



ORDER NO.

- VSC-5A SUIT FOR BS-0 OR HV-6, VUT-6, VU-150
- VSC-6A SUIT FOR BS-1 OR HV-8, 10, VU-200
- VSC-7A, 8A SUIT FOR BS-2 OR HV-10, 12, 14, VUT-10, 12
- VSC-10A SUIT FOR HV-14, 16

Reversible type

- For indexer, The fixing hole is from front.



ORDER NO.

- VSK-6A SUIT FOR CS-6, CC-6
- VSK-8A SUIT FOR CS-8, CC-8
- VSK-12A SUIT FOR CC-12

EXAMPLE :



W/O Flange



W/ Flange



W/ Dividing Plate

- Our Tables are made of high density Meehanite inspect angle to assure the excellent quality and durability.
- Use excellent machining center to process. Spindle end be applied accuracy bearing. Can be assured to keep very steady under load cutting.
- Worm is hardened and ground. The ratio is 90:1. The work table is graduated a full 360° so that one turn of the handle moves the table through 4°. Micro collar is graduated in steps of 1' min. And vernier scale makes settings down to 10 seconds possible.
- These Rotary Tables are popular for their excellent performance, practical design and reasonable cost. They are widely used for circular cutting work, angle setting, boring, spot-facing and similar work.
- Indexing accuracy of direct Indexing mechanism Maximum cumulative spacing error 1 minute.
- Please choose Front-Lock 3 Jaw chuck only.

ITEM NO.	TESTING OBJECTIVE	VARIATION(PER100mm) MAXIMUM TESTED
1	PARALLELISM OF CLAMPING SURFACE TO BASE	±0.02
2	FLATNESS OF CLAMPING SURFACE(CONCAVE)	±0.015
3	TRUE RUNNING OF CLAMPING SURFACE	±0.015
4	TRUE RUNNING OF CENTER HOLE MEASURED AT HOLE EDGE	±0.02
5	SQUARENESS OF CLAMPING SURFACE TO ANGLE FACE	±0.02




Optional For Rotary Table



A. DIVIDING PLATES

DP-2, 3, 4, 5



*DP-2 set include index plate, crank handle, 3 pcs screw, sector, & U Washer.

1 carton with 1 set. Gross weight: 3.5kgs.

Meas.: 0.13 CFT.

Number of the holes of Dividing Plates

EXAMPLE :



ORDER NO.	SUIT FOR MODEL	WEIGHT kgs	CODE NO.
*DP-2	for HV-8, VU-200	4.5	1001-031
DP-3	for HV-10, 12, 14, 16, VUT-10, VUT-12	4.6	1001-032
DP-4	for CS-6, 8	4.6	1001-033
DP-5	for VU-300	4.6	1001-034

Holes Number

A-Plate	26, 30, 34, 38, 41, 44, 47, 51, 57 28, 32, 37, 39, 43, 46, 49, 53, 59
B-Plate	61, 67, 71, 77, 81, 87, 91, 97 63, 69, 73, 79, 83, 89, 93, 99

A. DIVIDING PLATES

DP-1



Holes Number

A-Plate	15, 16, 17, 18, 19, 20
B-Plate	21, 23, 27, 29, 31, 33
C-Plate	37, 39, 41, 43, 47, 49

ORDER NO.	SUIT FOR MODEL	WEIGHT kgs	CODE NO.
*DP-1	for HV-4, HV-6, VUT-6, VU-100, 150	1.4	1001-030

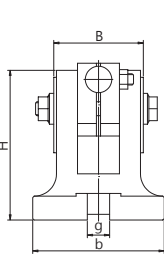
EXAMPLE :



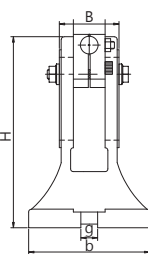
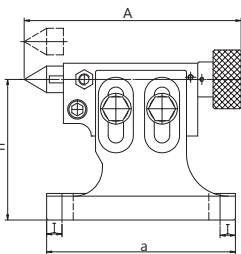
B. TAILSTOCK



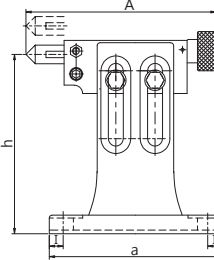
TS-1



TS-1



TS-2~TS-4



TS-3

Tailstock

Unit:mm

ORDER NO.	adjustable(h)		A	B	H	I	a	b	g	SUIT FOR MODEL	G.W. kgs	Meas. CFT	CODE NO.
	highest	lowest											
TS-1	108	80	155-180	64	107	11	134	94	16	HV-4, HV-6, VSI-4, VSI-5, BS-0, VUT-6, VU-100, VU-150	3.9	0.4	1001-022
TS-2	150	115	170-195	64	150	11	155	110	16	BS-1, CC-6, CS-6, HV-8	5.5	0.4	1001-023
TS-3	205	130	210-235	64	205	13	185	138	16	CS-8, HV-10, HV-12, CC-8, VUT-10, VUT-12, VU-200	8.1	0.4	1001-024
TS-4	260	182	210-235	75	260	17	205	144	16	HV-14, CC-12, HV-16	11.9	0.7	1001-025

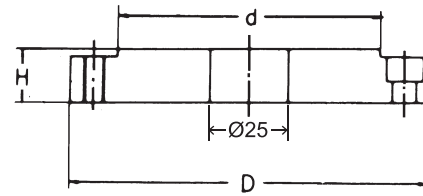


Optional For Rotary Table



-0.035
-0.015 d FOR 3 JAW CHUCK

C. FLANGE



Flange

Unit:mm

ORDER NO.	D	d	H	SUIT FOR MODEL	WEIGHT kgs	CODE NO.
FLT-103	90	60	20	HV-4 VU-100	0.71	1001-036
FLT-104	113	80	20	HV-6 VU-150, VUT-6	1.0	1001-037
FLT-0	138	100	20	HV-6, 8 VU-150,200, VUT-6	1.9	1001-040
FLT-1	170	130	21	HV-8, 10 VU-200, VUT-10	3.3	1001-041
FLT-2	195	155	24	HV-10, 12, 14 VUT-10,12	5.2	1001-042
FLT-3	210	160	24	HV-10,12, 14, 16 VUT-12	4.9	1001-043

Unit:mm


Flange for VSC-A TYPE
 FLT-103 For VSC-3F FLT-103A For VSC-3A
 FLT-104 For VSC-4F FLT-104A For VSC-4A
 FLT-0 For VSC-5F FLT-0A For VSC-5A
 FLT-1 For VSC-6F FLT-1A For VSC-6A
 FLT-2 For VSC-7F FLT-2A For VSC-7A
 FLT-3 For VSC-8F FLT-3A For VSC-8A

ORDER NO.	D	d	H	SUIT FOR MODEL	T-NUT SIZE	BOLT	WEIGHT kgs	CODE NO.
FLT-103A	90	55	20	HV-4 VU-100	M8x10 3412M	M8x20L	0.71	1001-044
FLT-104A	113	72	20	HV-6 VU-150, VUT-6	M8x10 3412M	M8x20L	1.0	1001-045
FLT-0A	138	100	20	HV-6, 8 VU-150,200, VUT-6	M8x10 3412M	M8x20L	1.9	1001-046
FLT-1A	170	130	21	HV-8, 10 VU-200, VUT-10	M10x14 SPECIAL SIZE	M10x25L	3.3	1001-047
FLT-2A	195	155	24	HV-10, 12, 14 VUT-10,12	M10x14 SPECIAL SIZE	M10x25L	5.2	1001-048
FLT-3A	210	165	24	HV-10,12, 14, 16 VUT-12	M10x16 SPECIAL SIZE	M10x30L	4.9	1001-049

D. 3 JAW CHUCK

3-Jaw Chuck For Rotary Table, Indexer Economical Type

● Detail specification & Order NO. shown on page E9



ORDER NO.

VSC-3A SUIT FOR HV-4, VU-100(FLT-103A)
 VSC-5A SUIT FOR BS-0 OR
 HV-6, VUT-6, VU-150(FLT-0A)
 VSC-6A SUIT FOR BS-1 OR
 HV-8, 10, VU-200(FLT-1A)
 VSC-7A, 8A SUIT FOR BS-2 OR
 HV-10, 12, 14, VUT-10, 12(FLT-2A,FLT-3A)
 VSC-10A SUIT FOR HV-14, 16

Reversible type

For indexer, The fixing hole is from front.

ORDER NO.

VSK-6A SUIT FOR CS-6, CC-6
 VSK-8A SUIT FOR CS-8, CC-8
 VSK-12A SUIT FOR CC-12

ORDER NO.	D-Size	d1	d2	THREAD	SUIT FOR MODEL
VSC-5A	130mm(5")	115	100	3-M8	BS-0, HV-6,VUT-6, VU-150
VSC-6A	160mm(6")	142	130	3-M8	HV-8, HV-10, VU-200
VSC-7A	190mm(7 1/2")	172	155	3-M10	BS-2, HV-10,12,14, VUT-10,12
VSC-8A	200mm(8")	180	165	3-M10	
VSC-10A	250mm(10")	225	206	3-M12	HV-14,16

ORDER NO.	D-Size	d1	d2	THREAD	SUIT FOR MODEL
VSK-6A	160mm(6")	142	130	3-M8	CS-6, CC-6
VSK-8A	200mm(8")	180	165	3-M12	CS-8, CC-8
VSK-12A	315mm(10")	285	260	3-M16	CC-12

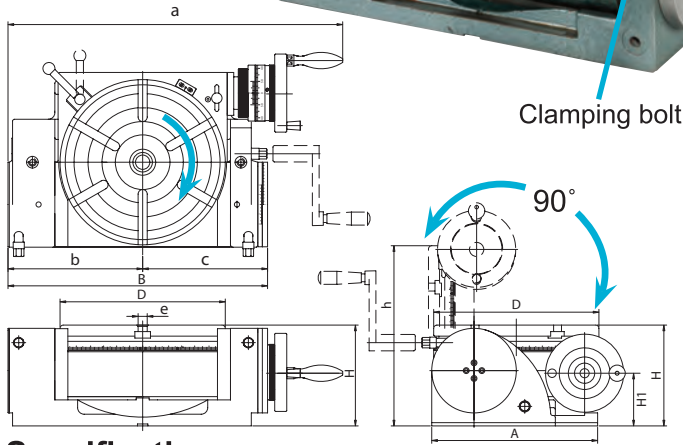



Tilting Rotary Table



Heavy Duty Type, Rigid & Strong Design

NEW



- Low profile, low center height.
- Tilting by rigid & strong design, 2 supporter & rigid clamping system construction.
- Minimum set-up time.
- Tilting angle can adjusted by worm & worm gear system.
- Accurate and built for use in milling, boring and other machines.
- Indexing, facing and other operations can be done rapidly with extreme precision.
- Worm shafts are hardened and ground.
- Indexing can be done with optional dividing plates.



Specifications

ORDER NO.	TABLE DIAMETER & TABLE HEIGHT			MOUNTING SURFACE		OVER ALL SIZE			T-SLOT WIDTH	CENTER HEIGHT HANDLE	CENTER HOLE	CENTER HEIGHT (Tilted at 90°)	WEIGHT (kgs)	CODE NO.
	D	H	h	A	B	a	b	c	e	H1				
VUT-6	150	115	165	180	268	380	143	125	11	60	MT-2	90	23.5	1001-014
VUT-10	250	155	275	255	397	495	210	187	14	78	MT-3	150	75.5	1001-015
VUT-12	300	178	319	300	447	551	235	212	16	84.5	MT-4	169	108	1001-016

OPTIONAL : Detail see A3

FLANGE & DP-1, DP-3



DIVIDING PLATES

ORDER NO.	SUIT FOR MODEL	WEIGHT (kgs)	CODE NO.
DP-1	for VUT-6	1.4	1001-030
DP-3	for VUT-10, VUT-12	4.6	1001-032

MAIN SPECIFICATIONS		VUT-6	VUT-10 VUT-12
TILTING	Degree per one handle rotation	6°	1°
	vernier reading	1'	2'
	Scale of micro collar	5'	1'
TABLE	Degree per one handle rotation	4°	4°
	Scale of micro collar	2'	1'
	vernier reading	20"	10"
	Gear ratio	1:90	1:90

TAILSTOCK

Unit:mm



ORDER NO.	Adjustable		SUIT FOR MODEL	G.W. (kgs)	MEAS CFT	CODE NO.
	highest	lowest				
TS-1	108	80	VUT-6	3.9	0.4	1001-022
TS-3	205	130	VUT-10, VUT-12	8.1	0.4	1001-024




Multiple Tilting Rotary Table



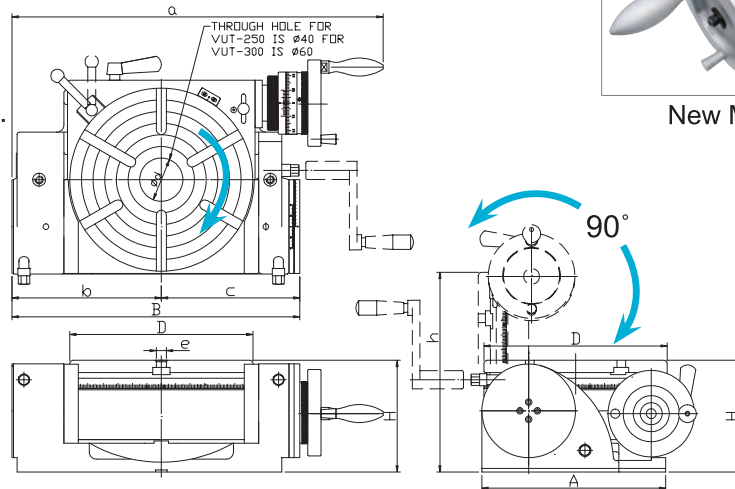
NEW

1. BIG THROUGH HOLE DESIGN TYPE 250 IS Ø45, TYPE 300 IS Ø65
2. WITH 15°, 24 DIVISION DIRECT INDEX.
3. HEAVY DUTY TYPE, RIGID & STRONG DESIGN.



New Model

- The Feature is same as VUT-6, 10, 12 type.
- For the long bar & other work piece need BIGGER BORE size.
- Multiple purpose.
- Fast dividing function : 15° division by handle x 24/360°
- Improve efficiency, save cost.
- Upgrade your millig machine to speed up production.



Specifications

ORDER NO.	TABLE DIAMETER & TABLE HEIGHT			MOUNTING SURFACE		OVER ALL SIZE			T-SLOT WIDTH	CENTER HOLE	CENTER HEIGHT (Tilted at 90°)	WEIGHT (kgs)	CODE NO.
	D	H	h	A	B	a	b	c	e				
VUT-250	250	155	275	255	397	495	210	187	14	Ø45	150	75.5	1001-015A
VUT-300	300	178	319	300	447	551	235	212	16	Ø65	169	108	1001-016A

OPTIONAL : Detail see A3

FLANGE & DP-3



TS-3



DIVIDING PLATES

ORDER NO.	SUIT FOR MODEL	WEIGHT (kgs)	CODE NO.
DP-3	for VUT-250,VUT-300	4.6	1001-032

TAILSTOCK

ORDER NO.	Adjustable		SUIT FOR MODEL	G.W. (kgs)	MEAS CFT	CODE NO.
	highest	lowest				
TS-3	205	130	VUT-250,VUT-300	8.1	0.4	1001-024



Unit:mm



Semi-Universal Dividing Head

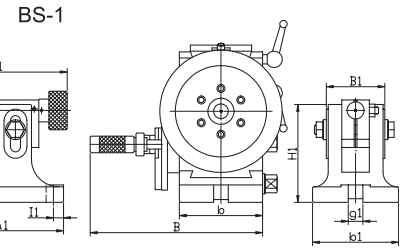
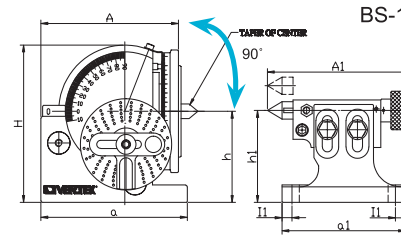
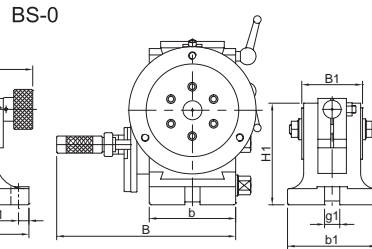
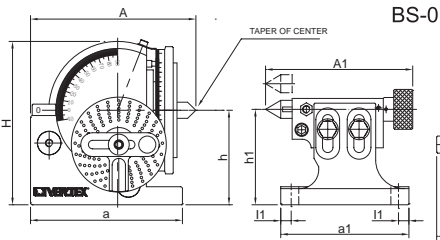


Standard Accessories



Dividing Plate A, B, C

Plate A	15	16	17	18	19	20
Plate B	21	23	27	29	31	33
Plate C	37	39	41	43	47	49



BS-0,1 (Head-stock):

Unit:mm

BS-0,1 (Tail-Stock):

Unit:mm

ORDER NO.	A	B	H	I	a	b	g	h	TAPER OF CENTER	SPINDLE THROUGH HOLE	CODE NO.
BS-0	177	188	173	13	160	91	16	100	MT-2	18	1001-050
BS-1	245	230	220	19	205	114	16	128	MT-3	20	1001-051

ORDER NO.	A1	B1	H1	I1	a1	b1	h1	g1	N.W. (KG)
BS-0	155-180	64	107	11	134	94	80-108	16	4
BS-1	170-195	64	150	11	155	110	115-150	16	5.3

- Dividing Head can divide in any angle by the direct, indirect, or different methods. The ratio between the worm and the worm gear is 40:1. Indirect indexing of all numbers from 2 to 50 and many numbers up to 380 possible
- Hardened and ground spindle is rigidly held in a taper roller bearing. Worm is hardened and ground also.
- The swivel head can be locked of any angle from 10° below horizontal to 90° vertical-precision fitting to base assures smooth rotation.
- All models have threaded spindle nose and 24 hole dividing plate with easy conversion to fast direct indexing on numbers 2, 3, 4, 6, 8, 12, and 24.
- Accurate precision, little backlash, fine appearance and strong structure so can assure smooth rotation.



BS-0-J-5 is BS-0 fitted with 5" 3-Jaw Chuck



BS-2A-J-8 The Chuck Fixing Hole Is From Front.

OPTIONAL

The Chuck Fixing Hole Is From Front.
F. TYPE



BS-0T 1 1/2 - 8TPI TYPE
BS-0T 1 1/8 - 12TPI TYPE
BS-1T 1 1/2 - 8TPI TYPE
Call VERTEX to check old model's stock.

ORDER NO.	N.W. (kgs)	G.W. (kgs)	Meas. CFT	Applicable Chuck	CODE NO.
BS-0	19	(C)20	0.8	5" (Ø130mm)	1001-050
BS-1	32	(C)33	1.3	6" (Ø160mm)	1001-051
BS-0-J-5	24	(C)25	0.8	WITH 5" CHUCK	1001-053
BS-1-J-6	42	(C)45	1.3	WITH 6" CHUCK	1001-054




Universal Dividing Head


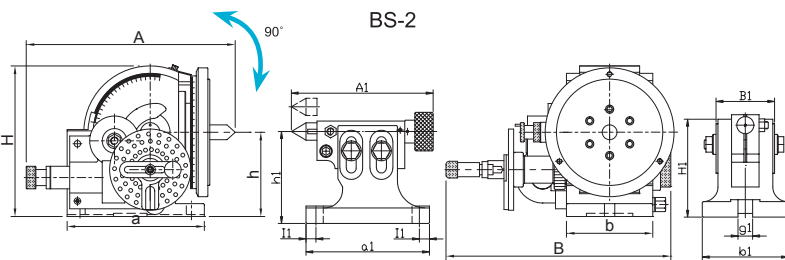


BS-2

Standard Accessories



DIVIDING HEAD



BS-2-J-8 THE CHUCK FIXING HOLE IS FROM FRONT. Thread Spindle: 2 1/4" - 8tpi
 BS-2T TYPE Call To Check Old Model's Stock.

BS-2, 2A (Head-stock)

Unit:mm

ORDER NO.	A	B	H	I	a	b	g	h	Taper of center	SPINDLE THROUGH HOLE	CODE NO.
BS-2	359	340	235	20	212	135	16	134	MT-4	25	1001-052
NEW BS-2A	285	202	237	20	213	134	16	134	MT-4	25	1001-057

ORDER NO.	WITH CHUCK	WEIGHT (kgs)	CODE NO.
BS-2		65	1001-052
BS-2-J-6	6"	78.5	1001-055
BS-2-J-8	8"	80	1001-056
BS-2A		47.5	1001-057
BS-2A-J-6	6"	57	1001-058
BS-2A-J-8	8"	63	1001-059

BS-2, 2A (Tail-stock)

Unit:mm

ORDER NO.	A1	B1	H1	I1	a1	b1	h1	g1	N.W. (KG)
BS-2	170-195	64	150	11	155	110	115-150	16	5.3
BS-2A	170-195	64	150	11	155	110	115-150	16	5.3

ORDER NO.	Gross Weight kg	Meas. CFT	Applicable Chuck
BS-2	(C)65	3.4	6" OR 8" F TYPE
BS-2A	(C)47.5	1.24	6" OR 8" F TYPE



Semi-Universal Dividing Head BS-2A

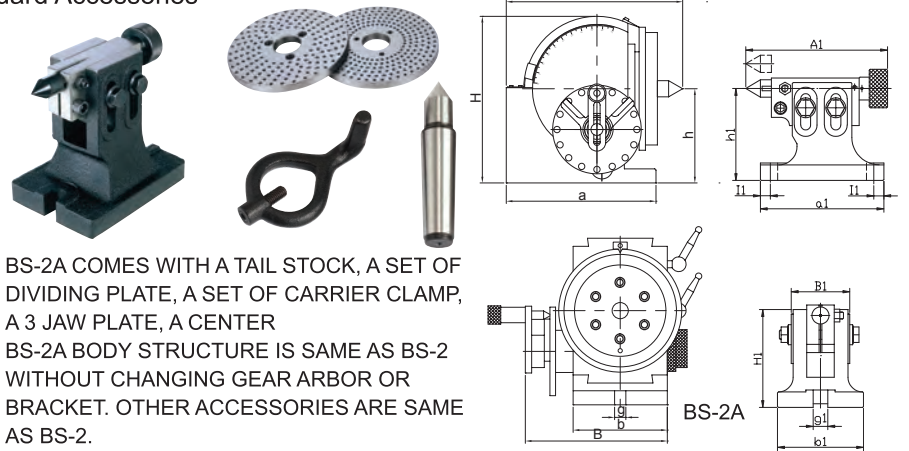
BS-2A Semi-UNIVERSAL DIVIDING HEAD W/O CHANGE GEAR TYPE

NEW



BS-2A

Standard Accessories



BS-2A COMES WITH A TAIL STOCK, A SET OF DIVIDING PLATE, A SET OF CARRIER CLAMP, A 3 JAW PLATE, A CENTER
 BS-2A BODY STRUCTURE IS SAME AS BS-2 WITHOUT CHANGING GEAR ARBOR OR BRACKET. OTHER ACCESSORIES ARE SAME AS BS-2.



Super Indexing Spacer



Standard Accessories



Masking Plate




Face Plate

Optional Accessories

The same as Rotary table
Please see page A3

TS-2 for CS-6
TS-3 for CS-8



DP-4




CS-8 with VSK-8A 3-JAW CHUCK MASKING PLATE & FACE PLATE

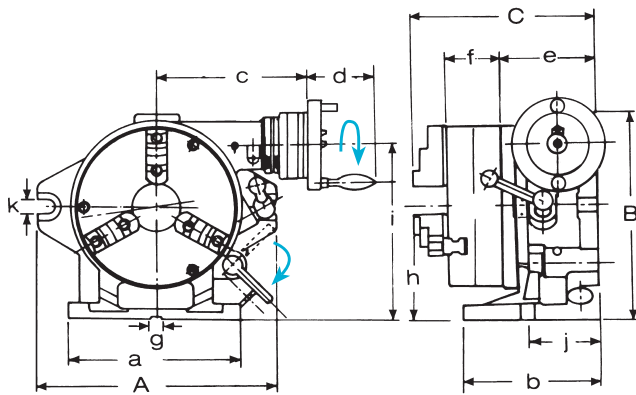
This product combines the advantages of the Super Index with those of a worm-gearred index. When mounted on a milling, boring or other machine tool it can carry out single-purpose indexing and indirect indexing using the worm-drive mechanism. Disengaging the worm drive the 24-notch master plate permits 2, 3, 4, 6, 8, 12 and 24 dividing in the same manner as the Simple Index. When the chuck is removed, the unit can be used as a horizontal and vertical type rotary table. The operating handle to rotary table worm gear reduction ratio is 1:90. The operating handle collar is graduated in one minute, and readings down to ten seconds can be set on the vernier. Super spacer index include 3 jaw chuck, 10"/250mm face plate, masking plates 2, 3, 4, 6, 8, 12.



The state of CS-8 fitted with Face Plate & Dividing Plate



New Model



SPECIFICATIONS	CS-6 CC-6	CS-8 CC-8
Degree per one handle rotation	4°	4°
Scale of micro collar	2'	1'
vernier reading	20"	10"
Gear ratio	1:90	1:90

Specifications

Unit:mm

ORDER NO.	Numbers of dividing	Chuck Through Hole				Diameter of hole (turret)	Face plate		A	B	C	a
		Outer diameter	Inner jaw	Outer jaw	Inner dia		Outer dia	Thickness				
CS-6	2, 3, 4, 6 8, 12, 24	160 VSK-6A	4~42	10~156	44	44	203	50	250	235	221	220
CS-8		210 VSK-8A	4~62	10~180	58	63	254	58	310	285	243	225

Unit:mm

ORDER NO.	b	c	d	e	f	g	h	i	j	k	Gross Weight kgs	Meas. CFT	CODE NO.
CS-6	150	184	82	112	66	16	123	186	80	18	(C)43.6	1.2	1001-060
CS-8	160	201	82	125	75	16	155	232	96	18	(W)78.3	3.1	1001-061

(W)Wooden Case (C)Carton Case



Simple Indexing Spacer



INDEXING SPACER



CC-12, Ø105
BIG THROUGH HOLE DESIGN



CC-8



Masking Plate

※ When order optional higher accuracy chuck , price will be higher. Example with VSK-6, 8, 12

- The center through hole is big to be suitable for the large and long workpiece.
- Hardened and ground 24 position master plate, can index the special angle of 15 with excellent accuracy.
- CS-Type can be used with 2 pcs type 3-Jaw Chuck. Especially, it does similar work. as rotary table when it match with face plate.
- Rapid indexing and easy operation. It's a sharp equipment for mass-production.
- Simple index include 3-jaw chuck, Masking Plates 2, 3, 4, 6, 8, 12
- CC-6 with VSK-6A chuck front fixing hole type.
- CC-8 with VSK-8A chuck front fixing hole type.
- CC-12 with VSK-12 chuck front fixing hole type.
- CC-12A with VSK-12A chuck economical chuck.

CS-6 with VSK-6A chuck front fixing hole type.
CS-8 with VSK-8A chuck front fixing hole type.

FIG. (I) CC-6, 8

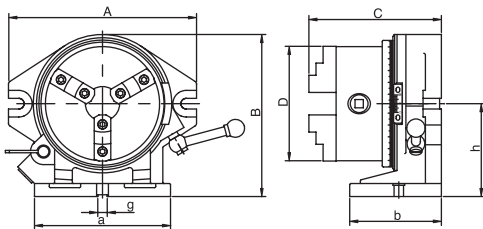
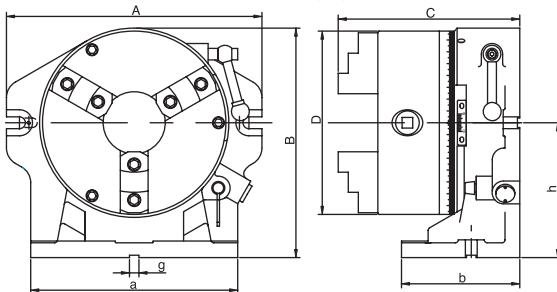


FIG. (II) CC-12



STANDARDS OF ACCURACY for Simple Index for Super-Dex.		
NO.	Testing Objective	Tolerances Per 100mm Permitted Max.
1	Parallelism of table surface to base	0.02
2	True running of axial movement of table surface	0.03
3	True running of center boss	0.02
4	Squareness of base to angle face	0.02

Optional Accessories

Tailstock

TS-2 FOR CC-6
TS-3 FOR CC-8
TS-4 FOR CC-12
please see page A3



Specifications

Unit:mm

ORDER NO.	Fig.	Dividual number	A	B	C	D	a	b	h	Inner jaw	g	Outer jaw	Diameter of hole (turret)	Diameter of hole (chuck)	Gross weight kgs	Meas. CFT	CODE NO.
CC-6	I	2, 3, 4, 6	253	225	179	160	187	115	130	Ø55~Ø145	16	Ø3~Ø160	44	44	(C)29.5	0.9	1001-062
CC-8	II	8, 12, 24	318	274	209	200	230	155	157	Ø65~Ø200	16	Ø4~Ø200	63	58	(C)51.5	1.3	1001-063
CC-12	II	2, 3, 4, 6	432	388	293	315	350	200	228	Ø100~Ø315	16	Ø10~Ø315	106	105	(W)163	3.6	1001-066
NEW CC-12A		8, 12, 16, 24, 48															1001-066A



Precision Index Table



1. Unlock the table
2. Manually rotate
3. Settle in position
4. Lock up the table

Revolution

1. Operate the exchangeable value
2. Use the attached handle by hand
3. Set position depending on the indication, at the edge the table.
4. Make sure the position is correct, then operate the value and lock the table.



2 PCS HIRTH Coupling

VIT-450~1200 PICTURE

ORDER NO.	VIT-300-15	VIT-450-1	VIT-600-1	VIT-700-1			
		VIT-450-5	VIT-600-5	VIT-700-5	VIT-800-5	VIT-1000-5	VIT-1200-5
Table size LxW (mm)	300x300	450x450	600x600	700x700	800x800	1000x1000	1200x1200
Height (mm)	160	170	200	220	280	300	340
Spindle hole (mm)	-	ø30	ø40	ø40	ø60	ø60	ø80
T-slot (mm)	14	18	20	20	22	22	22
Table rotating		Clockwise and counterclockwise					
Table Lifting up & Clamp down stroke (mm)	5	5	5	5	5	8	8
Driving	Longitudinal	Manual	Air Pressure 5~8kgs/cm ²				
	Revolving		Manual				
Number of division (degree)	15°	1° / 5°	1° / 5°	1° / 5°	5°		
Division (sec.) Accuracy		±5"					
Max. load weight in theory (kgs)	1200	2400	3400	3400	4500	6000	7000
Allowable load weight (kgs)	500	1000	2000	2000	3000	5000	6000
Clamping capacity (kgs)	-	2200	3200	3200	5400	5400	8100
N.W. (kgs)	94	205	400	600	900	1200	2000
CODE NO. 1°	1001-070(15)	1001-071	1001-072	1001-073			
CODE NO. 5°		1001-081	1001-082	1001-083	1001-084	1001-085	1001-086

- The body is FC-35 cast iron, durable and will last longer without deformation.
- Clamping/Unclamping by pneumatic, easy operation.
- Powerful clamping design, allow heavy cutting and boring.

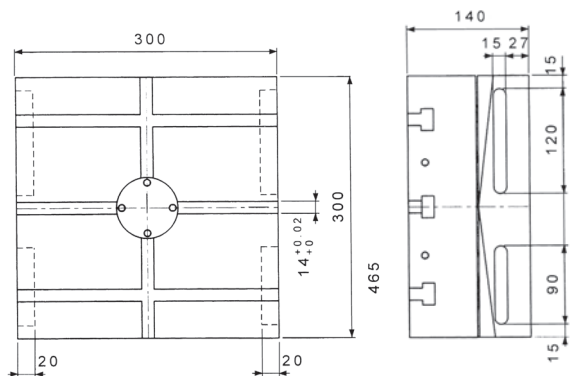

- Build-in 2 pieces hirth coupling for positioning, indexing accuracy ±3 sec, ensure a long-term operation.
- Suitable for the high accuracy machining such as Boring-Milling, Grinding-Machine.

DIMENSION

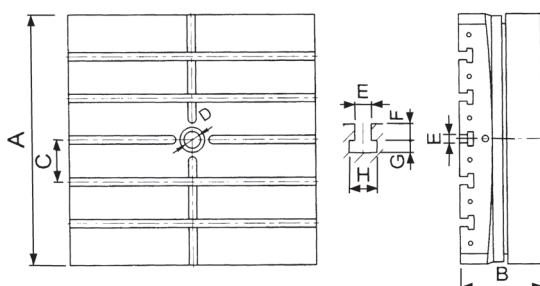
VIT-300 (PICTURE)



VIT-300



VIT-450~1200



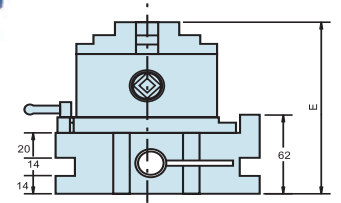
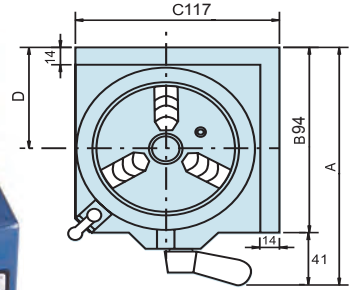
	VIT-450	VIT-600	VIT-700	VIT-800	VIT-1000	VIT-1200
A	450	600	700	800	1000	1200
B	170	200	220	280	300	340
C	100	100	125	100	150	200
D	30	40	40	60	60	80
E	18	20	20	22	22	22
F	16	20	20	23	23	23
G	12	14	14	15	15	15
H	28	35	35	38	38	38




Economical Type Rapid Index



NEW VSI-3 MINI TYPE



- 3 JAW CHUCK VSC-3A for VSI-3 / VSC-4A for VSI-4 / VSC-5A for VSI-5, the big range clamping capacity $\varnothing 3 - \varnothing 100$, it's better than collet fixing type.
- Simple & rapid operation.
- Dividual number 24-notch (15° each)
- Table scale 1° , for angular indexing.
- Table bore 30mm.
- Horizontal / vertical & 2 direction
- Suit for milling & drilling machine using.
- Optional: tailstock TS-1, Please see page A2



COLLET INDEXER NON ECONOMICAL

ORDER NO.	A	B	C	D	E	Through Hole	kgs	CODE NO.
VSI-3	120	94	117	47	116	$\varnothing 25$	7.5	1001-064A
VSI-4	187	146	146	80	135	$\varnothing 30$	10.5	1001-064
VSI-5	202	161	161	87	142	$\varnothing 30$	14.5	1001-065

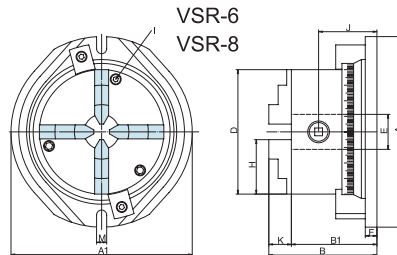


Simple Rotary Chuck

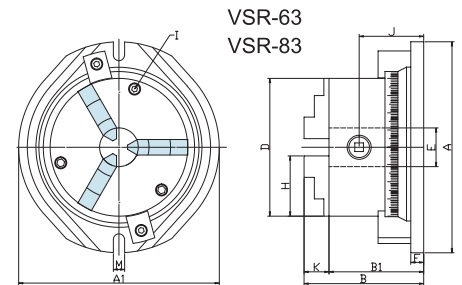
NEW



VSR-63



VSR-6 + VPS-6A 4JAW CHUCK
VSR-8 + VPS-8A 4JAW CHUCK
VSR-10 + VPS-10A 4JAW CHUCK



VSR-63 + VSC-6A 3JAW CHUCK
VSR-83 + VSC-8A 3JAW CHUCK

- 4-jaw chuck (include reversable and removable jaw) is designed with swivel base for multifunctional purpose.
- VERTEX simple rotary chuck can be placed and fixed on your desired position.
- 360° vernier scale: smooth swival motion and easy locking by screws.
- Both horizontal and vertical position could be used on milling and machining center.

ORDER NO.	FOR SHAPE	A	A1	B	B1	D	E	F	H	I	J	K	M	kgs	CODE NO.
VSR-6		242	233	139	110	160	45	15	70	3-M8	69	29	13	17.8	1001-068
VSR-8		278	270	159	125	200	65	20	86	3-M10	75	34	16	27	1001-067
VSR-10		373	355	165				22		3-M12			16	43.5	1001-069
VSR-63		242	233	139	110	160	45	15	70	3-M8	69	29	13	18	1001-068A
VSR-83		278	270	159	125	200	65	20	86	3-M10	75	34	16	30.5	1001-067A

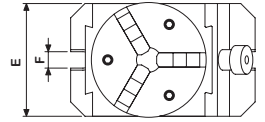
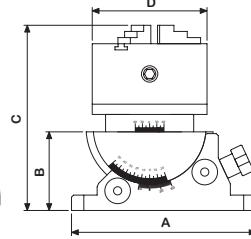


Precision Universal Angle Chuck



With VSC-4 Chuck

NEW



- With VSC-4 3-Jaw chuck.
- O.D. clamping Ø3-90 mm,
- I.D. clamping Ø32-84 mm.
- Tolerance ±0.01mm/100mm.
- 2 axis with angle scale
- For angle setting
- Chuck indexing / Rotating setting by scale.
- Tilting Features same as VUA series, Page B13.
- Load Capacity :15Kgs



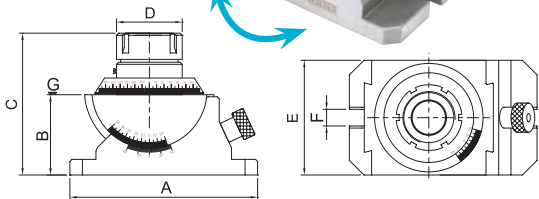
ORDER NO.	A	B	C	D	E	F	G.W (kgs)	CODE NO.
VUA-100J	180	77	181	112	110	16	14	2003-060



Precision Universal Angle Collet Chuck

Capacity Ø3-Ø30

NEW



- Tolerance ±0.01mm/100mm.
- 360° horizontal swivel, 45° vertical tilting.
- Suit for multi - angle cutting.
- Simple way for mass production.
- Hardness : HRC52°±2°
- Load Capacity :15Kgs



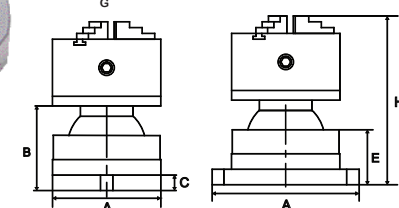
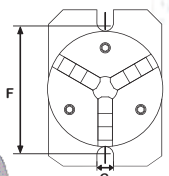

Standard Accessories: With 15pcs ER-40 Collet (4, 5, 6, 8, 10, 12, 13, 15, 16, 18, 20, 21, 22, 25, 26)

ORDER NO.	A	B	C	D	E	F	G.W (kgs)	CODE NO.
VUA-ER40	180	77	136	63	110	16	12	2003-065



Free Angle Rotary Chuck

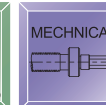
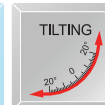
NEW



- With VSC-4, VSC-5, 3-JAW Chuck.
- O.D. Clamping ø3-90 mm (VSC-4)
- O.D. Clamping ø3-110 mm (VSC-5)
- I.D. Clamping ø 32-84 mm (VSC-4)
- I.D. Clamping ø 35-100 mm (VSC-5)

Features:

- Quick setting
- Operating is very quick and easy, can increase so much working efficiency than you can image.
- 360° Rotation, Tilting 30°
- For non-normal angle setting.
- Its swivelling and tilting features with chuck clamping make this unit for round & square, angular drilling machining on various machine tools or for bench work table.

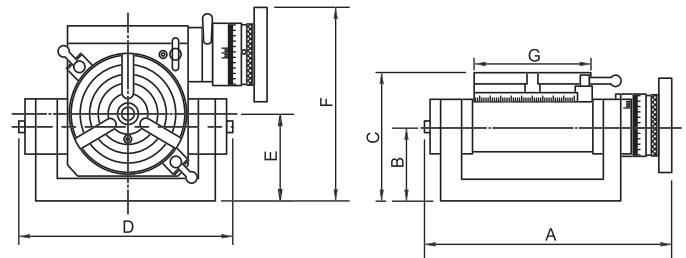


Load capacity : 15 kgs

ORDER NO.	A	B	C	D	E	F	G	H	Weight (kgs)	CODE NO.
VAV-4J	140	120	20	190	72	158	17	203	16	1002-217
VAV-5J	140	120	20	190	72	158	17	203	17	1002-218



Universal Tilting Rotary Table



- Tilting range 0°-90° degrees from horizontal to vertical position, It is high rigidity.
- Minimum Set-up time: It has two screws to lock setting. Low profile body for bigger capability.
- Worm is hardened and ground. The ratio is 90:1. The work table is graduated a full 360° so that of the handle moves the table through 4°. Micro collar is graduated in steps of 2' min.
- The tailstock & Dividing plates are optional. The sizes is same as the rotary table, please see page A2.
- For arc or index cutting at milling machine, Grinding machine or drill Machine.....

TILTING ROTARY TABLE

OPTIONAL:

Please see page A3

1. TAILSTOCK

2. DIVIDING PLATE

ORDER NO.	CODE NO.	ORDER NO.	CODE NO.
TS-1	1001-022	*DP-1 for VU-100, 150	1001-030
TS-3	1001-024	*DP-2 for VU-200	1001-031



ORDER NO.	A	B	C	D	E	F	G	SUITABLE TAILSTOCK	SUITABLE DIVIDING PLATE	WEIGHT kgs/cuft	CODE NO.
VU-100	228	68	117	210	80	177	110	TS-1	DP-1	13.5 / 1.5	1001-011
VU-150	266	75	140	250	90	216	150	TS-1	DP-1	21.5 / 2.0	1001-012
VU-200	429	111	177	432	141	283	205	TS-3	DP-2	46 / 2.5	1001-013



Big Through Hole / Fast Indexing Rotary Table



Feature:

- Center Bore = ø65mm
- For the long bar & other work piece need BIGGER BORE size.
- Multiple purpose.
- Fast dividing function : 15° division by handle x 24/360°
- Improve efficiency, save cost.
- Upgrade your millig machine to speed up production.

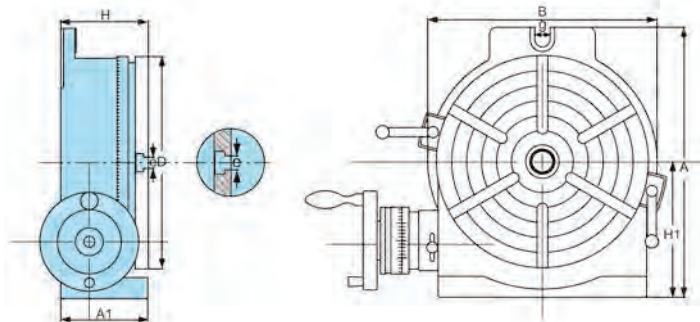
SPECIFICATIONS	HVD-400
Degree per one handle rotation	4°
Scale of micro collar	1'
vernier reading	10''
Gear ratio	1:90



15° DIVISION



New Model



Specifications

ORDER NO.	Through Center hole	Numbers of dividing	A1	Rotary Table		Base dimension			Width of T-slot		Bolt slots	The load capacity for rotary table		Weight (kg)		CODE NO.
				Outer diameter D	Height H	H1	A	B	e	TYPE		g	Horizontal	Vertical	N.W.	
HVD-400	ø65	15°	128	406	130	255	500	435	16		18	140kgs	70kgs	122	1001-110	



Hydraulic Machine Vise




- New design: Adjustable pressure device.
- Jam proof system.
- Hydro limit proof.
- Screw shaft broken proof




New Model For Next




VH-6



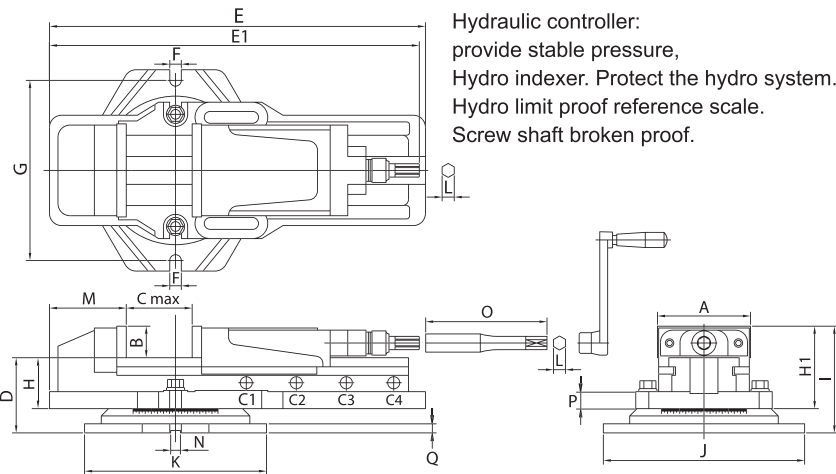
VH-12



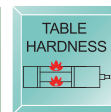
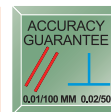
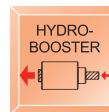
Old Model



Hydraulic controller:
provide stable pressure,
Hydro indexer. Protect the hydro system.
Hydro limit proof reference scale.
Screw shaft broken proof.



- New design: jam proof system: prevent wrong clamping force sticks the vise.
- Constructed for milling, drilling, shaping, grinding and many other machine shop applications.
- Sliding bed ways flame hardened and ground.
- Concealed spindle for protection against chips and dirt.
- Hydraulic-booster system for maximum clamping pressure with minimum force.
- Quick of clamping & locking and easy of operation.
- Accuracy within 0.02mm.
- Furnished with or without swivel base.
- Hydraulic-booster system is guaranteed for using 1 years limited.
- The hydraulic oil number is #68.
- Hydro line - one scale indicate about 1/3 of the max. clamp force.
- In order to ensure the accurence when using it' better that don't put swivel base together



Order No. & Dimensions

ORDER NO.	A	B	C max	Opening Size For Capacity				D	E	E1	F	G	H	H1	I	J	K	L	M	N	O	P	Max. Clamp Force (kgf)	G.W. (kgs)	CFT (cm)	CODE NO.
				C1	C2	C3	C4																			
VH-4	108	36	170	0-58	58-115	115-170		98	443	583	14	235	58	95	135	270	240	14	110	16	156	22	2500	28	45x25x16	1002-001
VH-5	132	48	215	0-70	70-145	145-215		113	550	703	17	253	70	118	161	290	263	19	124	16	165	22	4500	47	56x28x18	1002-002
VH-6	151	54	300	0-100	100-200	200-300		124	620	810	19	298	82	136	176	332	300	19	126	16	200	30	4500	63	65x34x22	1002-003
NEW VH-6L	151	54	355	0-100	100-200	200-300	300-355	124	620	850	19	298	82	136	176	332	300	19	126	16	200	30	4500	63	65x34x22	1002-007
VH-8	204	62	300	0-100	100-200	200-300		144	680	857	17	342	100	162	206	375	350	19	155	16	200	30	7500	110	71x38x25	1002-004
NEW VH-8L	204	62	400	0-100	100-200	200-300	300-400	144	795	950	17	342	100	162	206	375	350	19	155	16	200	30	7500	108	84x42x30	1002-005
NEW VH-12	305	72	375	0-75	75-175	175-275	275-375	144	795	950	17	342	100	162	206	375	350	19	170	16	200	30	7500	138	84x35x27	1002-006



Tilting Hydraulic Machine Vise



PATENT

New Design

- Jam proof system
- Great smooth operation
- Hydro limit proof.
- Screw shaft broken proof




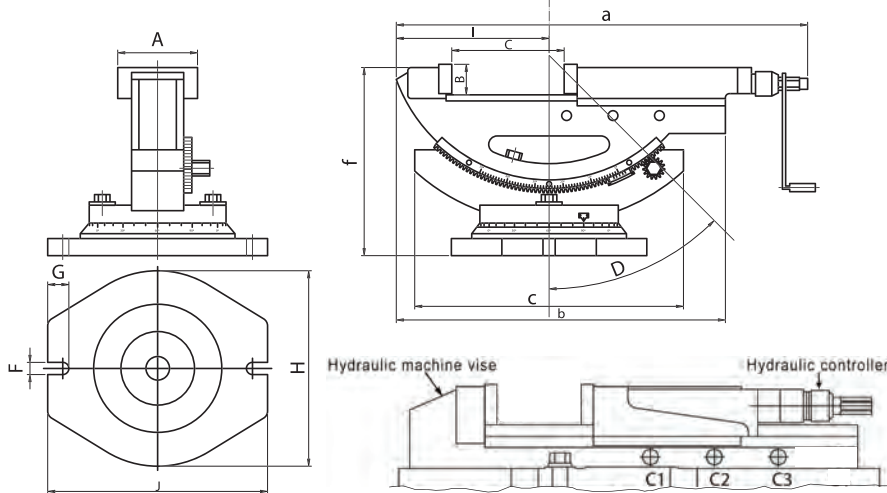
VHT-4



VHT-6


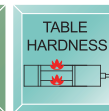
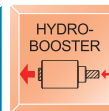
TILTING ADJUSTABLE BY GEAR SYSTEM

50°



Hydraulic controller: provide stable pressure, Hydro indexer. Protect the hydro system. Hydro limit proof reference scale. Screw shaft broken proof.

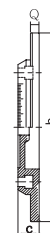
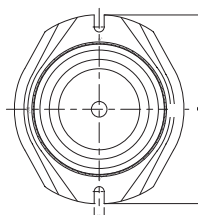
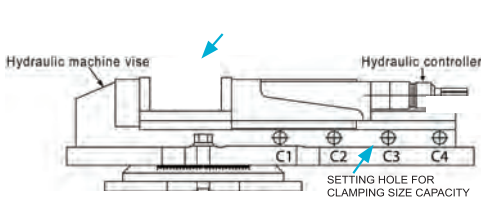
- The same as characters of VH type. Swivel base same as VH type.
- Tilting seat set by two locking screws, works in high stability.
- Angle setting ranges from 0°~50°. Tilting degrees graduated for easy reading. Swivel base graduated to 360° and fixable in any position.
- THE (3 STEPS CLAMPING POSITION) SAME AS VH TYPE.
- Accuracy within 0.02mm
- Hydraulic-booster system is guaranteed for using 1 years limited.



ORDER NO.	A	B	C OPEN	Opening Size For Capacity			D	E	F	G	H	J	a	b	c	f	Max. Clamp Force (kgf)	G.W. (kgs)	Meas CFT	CODE NO.
				C1	C2	C3														
VHT-4	110	36	170	0-58	56-115	113-170	50°	15	15	26	240	270	500	404	335	230	2500	(W)33.3	1.2	1002-020
VHT-6	154	54	300	0-100	98-200	198-300	50°	20	19	28	300	330	800	585	415	290	4500	(W)88	4.4	1002-021

CLAMPING CAPACITY (3 STEPS CLAMPING POSITION FIG)

Swivel base



Swivel base

Unit:mm

ORDER NO.	a	b	c	n	Q	G.W. (kg)	CODE NO.
HS-4	280	210	30	16	15	6.5	1002-010
HS-5	297	267	43	16	20	8	1002-011
HS-6	335	310	40	16	20	11	1002-012
HS-8	373	355	45	16	22	12	1002-013




Universal Tilting Hydraulic Machine Vise



NEW

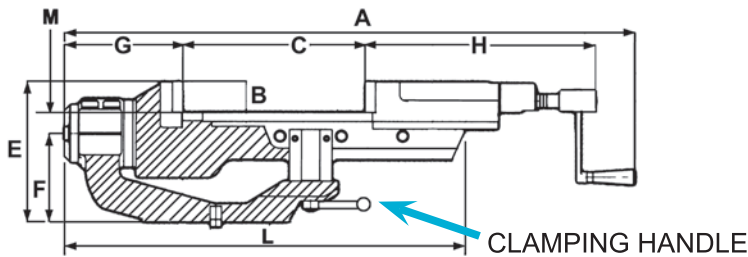
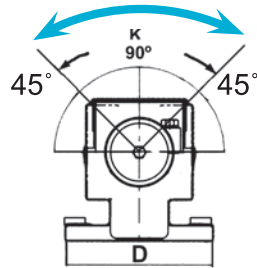
PATENT

- JAM PROOF
- HYDRO LIMIT PROOF.
- SCREW SHAFT BROKEN PROOF

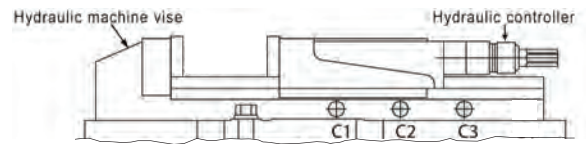


Hydraulic controller: provide stable pressure, Hydro indexer. Protect the hydro system. Hydro limit proof reference scale. Screw shaft broken proof.

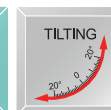
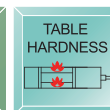

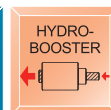

LEFT RIGHT



CLAMPING HANDLE FOR TILTING



- New design: adjustable pressure device.
- Suit for processing of brass, AL, plastic, steel.
- New design: super open jaw size, smallest open jaw size.
- Lock proof system: prevent wrong clamping force sticks the vise.
- 45 Degree tilting function by hand, allow 90 degree processing!
- Tilting function has more work free allowance will not block or hit machine!
- Lower overall height provides more space for heavy cutting stability and bigger workpiece!
- Tilting structure has strong tightening design.
- All function same as VH series. Except the tilting Structure.



ORDER NO.	A	B	C OPEN	Opening Size For Capacity			D	E	F	G	H	M	L	Max. Clamp Force (kgf)	K Max. Degree	G.W. (kgs)	CODE NO.
				C1	C2	C3											
VHT-4U	690	36	170	0-58	56-115	113-170	ø165	175	102	130	290	36	440	2500	90°	38.5	1002-025
VHT-6U	940	54	300	0-100	98-200	198-300	ø225	235	137	150	375	48	615	4500	90°	93.96	1002-026



Hydraulic Machine Vise


HYDRO + MECHANICAL

PAT.

Power Build Out Type

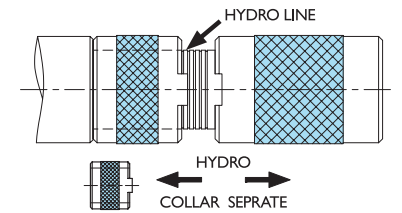
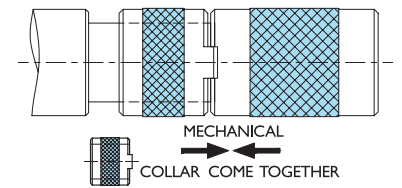


HYDRAULIC MACHINE VISE

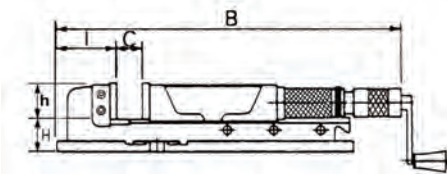
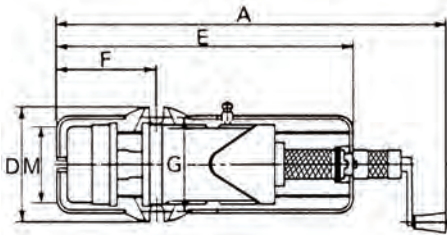


HYDRO FORCE INDICATOR
A→H

COLLAR OPERATE

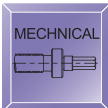
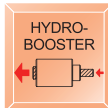


MECHANICAL USEING
SUIT FOR PROCESSING OF
BRASS, AL, PLASTIC, STEEL,
CASTING



Features

- Hydro : move the spindle ring until see the hydro line to work vise.
- Mechanical : move the spindle ring toward the end until the bushing close the hydro line.
- Heavy duty cutting.
- Hardness > HRC 45° : vise sliding bed.
- High durability & high precision.
- Tolerance : 0.01/100mm
- Lift proof : press down design.
- FCD 60 with 60 kgs/mm² or 80,000 psi high quality ductile cast iron - body material - reduce the cutting vibration.

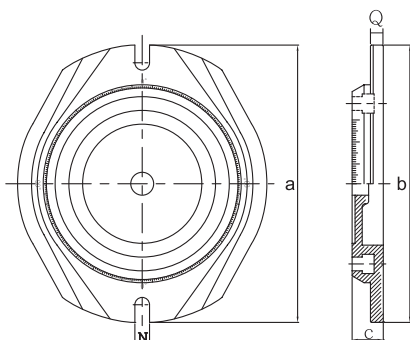


VHO-VISE

ORDER NO.	A	B	C OPEN	D	E	F	G	H	I	M	h	Jaw w	Max. Clamp Force (kgf)	N.W. (kgs)	CODE NO.
VHO-5	695 920	545 775	0-220	190	505	180	160	74	105	130	55	130	3500	36.5	1002-220
VHO-6	750 1060	600 915	0-300	240	625	208	196	80	125	160	58	160	4000	59.1	1002-221
VHO-8	830 1140	700 1015	0-310	280	700	265	240	100	165	200	63	200	5000	94.3	1002-228

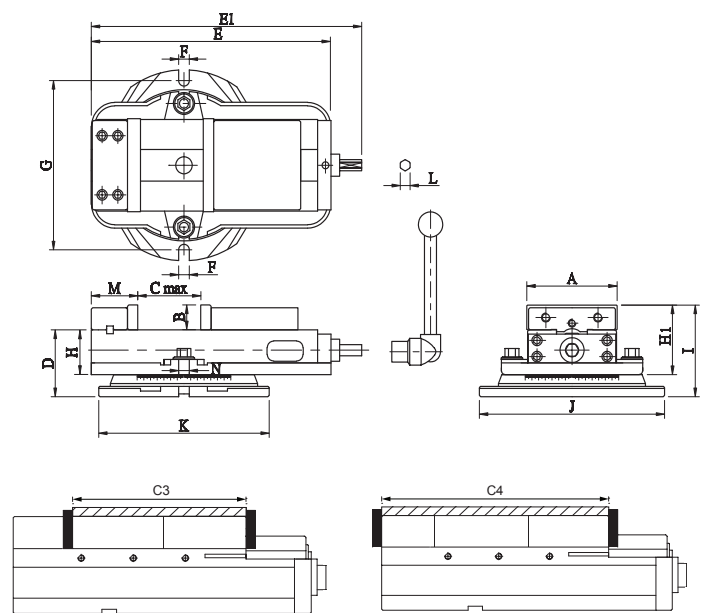
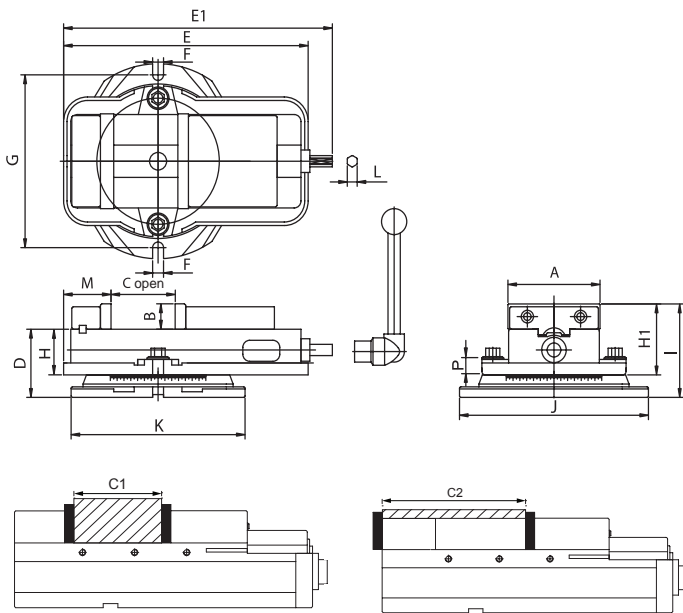
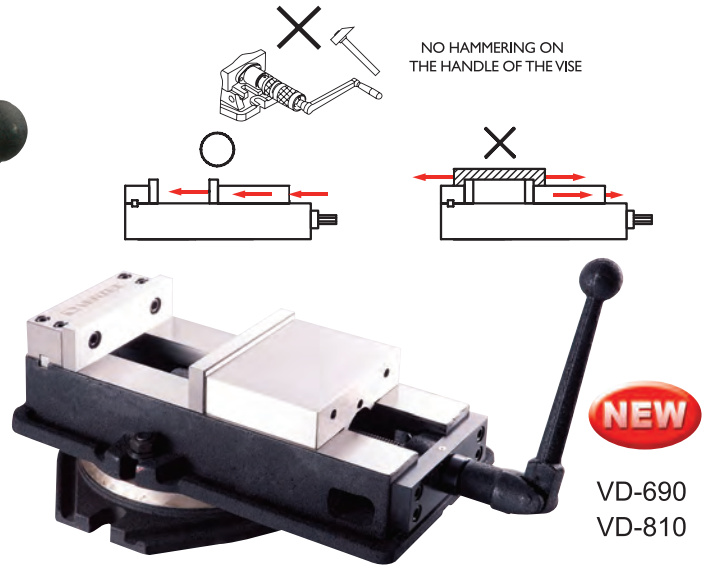

Optional : Swivel Base

ORDER NO.	a	b	c	n	Q	G.W. (kgs)	CODE NO.
HSO-5	297	267	43	16	20	8	1002-222
HSO-6	335	310	40	16	20	11	1002-223
HSO-8	373	355	45	16	22	12	1002-229





Ang-Fixed Milling Vise



- The enclosed lead screw and sliding surface are harden and ground.
- Highest clamping power. It's very accurate and durable.
- This Vise is so designed that the horizontal Force generated by tightening the handle pushes the semisphere within the movable jaw and thus thrusts the movable jaw downward - angle lock feature.
- There fore, the workpiece does not lift, even if it is held at the top of the jaw plates.
- Four setting positions of the jaw plates are available, widening the jaw plates opening.
- ACCURACY WITHIN 0.02mm
- Mini order quantity : 3 sets for same height by request.
- In order to ensure the accurence when using it' better that don't put swivel base together

JAW DOWNWARD

MORE SETTING POSITION

ACCURACY GUARANTEE

0.01/100 MM 0.02/50

TABLE HARDNESS

BENDING PROOF




MECHANICAL

Order No. & Dimensions

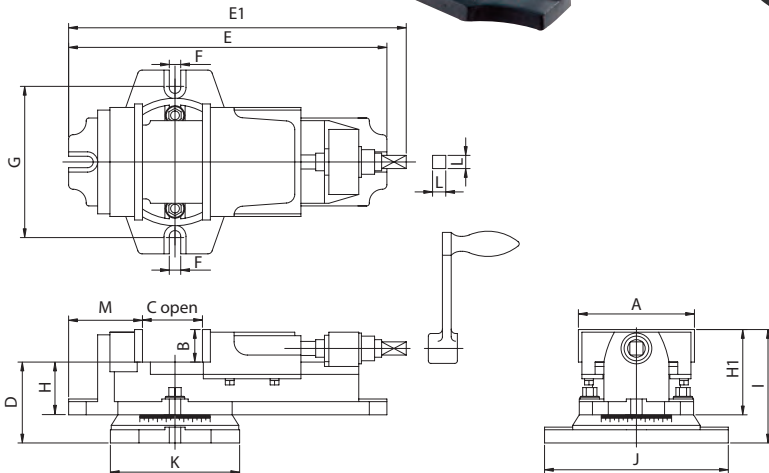
ORDER NO.	A	B	C OPEN	D	E	E1	F	G	H	H1	I	J	K	L	M	N	P	MAX. Clamp Force (kgf)	G.W. (KG)	C.F.T. (CM)	CODE NO.
VA-4	106	36	103	90	324	351	13	211	60	96	126	242	228	14.5	75	16	15	1500	20	35x24x15	1002-030
VA-5	135	36	110	97	359	394	17	246	65	101	133	277	255	14.5	85	16	15	2000	30	41x31x17	1002-031
VA-6	155	46	150	110	422	452	20	288	72	118	158	326	302	19	95	16	17	2500	42	49x35x20	1002-032
VA-8	205	62	210	129	553	583	19	355	85	147	191	395	366	19	105	16	27	3000	80	63x41x24	1002-033
VD-675	160	49	190	110	445	478	19	296	72	121	160	333	305	19	80	16	17	2500	42	52x35x21	1002-034
NEW VD-690	155	46	230	110	450	480	20	288	73	118	158	326	302	19	67	16	17	2300	43	49x35x20	1002-034B
NEW VD-810	205	62	275	129	555	615	19	378	85	147	191	420	377	19	79	16	27	3000	76	63x41x24	1002-035B



K-Type Milling Vise



K-TYPE MILLING VISE



- It's a practical piece of equipment with excellent precision and a high quality finished.
- Body, movable jaw and swivel base made of closes-grained high tensile iron castings. Built for machining and retained accuracy.
- Jaw plates were made of hardened and grounded tool steel.
- It's the most suitable for the Milling, Grinding and Drilling.
- ACCURACY WITHIN 0.02mm
- In order to ensure the accuracy when using it better that don't put swivel base together.

Order No. & Dimensions

ORDER NO.	A	B	C OPEN	D	E	E1	F	G	H	H1	I	J	K	L	M	Max. Clamp Force (kgf)	G.W. (kgs)	C.F.T. (cm)	CODE NO.
VK-4	104	36	62	76	293	310	13	145	48	83	113	176	122	15	65	900	10	33x13x13	1002-040
VK-5	132	37	80	92	362	384	13	172	60	97	129	209	147	15	84	900	16	40x16x15	1002.041
VK-6	154	43	112	105	442	473	15	209	65	108	148	260	181	16.5	90	1000	27	51x22x19	1002-042
VK-8	204	63	146	127	579	609	18	312	85	148	190	350	234	21	122	1400	59	65x27x25	1002-043



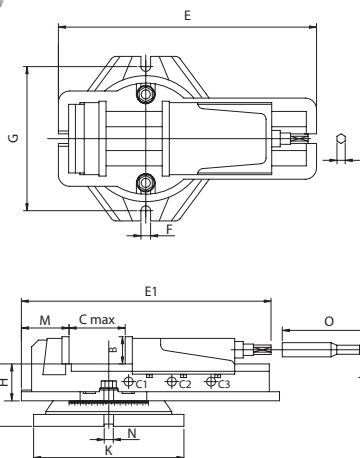
Super Open Vise



VJ-600

EXCEPT THE HYDRAULIC SYSTEM, THE FEATURE IS SAME AS VH-TYPE ACCURACY WITHIN 0.02mm

Order No. & Dimensions



MECHANICAL TYPE

VJ-400 JAW OPENED 185mm
 VJ-500 JAW OPENED 245mm
 VJ-600 JAW OPENED 305mm

- In order to ensure the accuracy when using it better that don't put swivel base together



ORDER NO.	A	B	C max	Opening Size For Capacity			D	E	E1	F	G	H	H1	I	J	K	L	M	N	O	Max. Clamp Force (kgf)	G.W. (kgs)	CFT (cm)	CODE NO.
				C1	C2	C3																		
VJ-400	110	38	185	0-65	52-129	116-185	97	386	516	15	240	56	96	135	270	238	14.5	90	16	156	1500	25	46x26x16	1002-050
VJ-500	132	48	245	0-78	70-158	150-245	110	455	580	17	255	65	113	158	290	265	19	85	16	166	1500	34	48x28x18	1002-051
VJ-600	154	54	305	0-111	97-211	197-305	118	546	722	17	255	74	131	175	290	265	19	111	16	200	1500	46	57x30x22	1002-052



2-Way Angle Milling Vise



TW PAT.

MECHANICAL TYPE

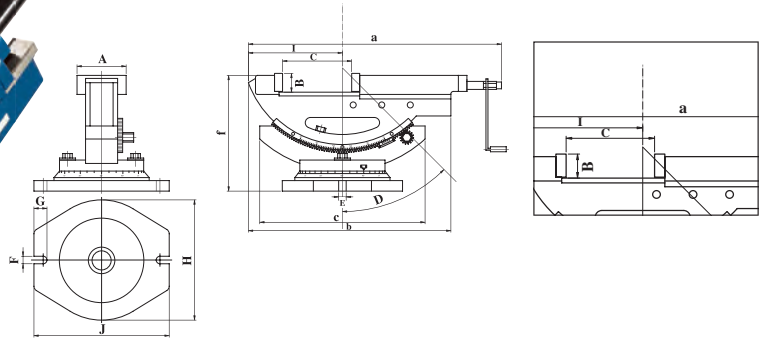
NEW

SUPER OPEN CAPACITY:
VWT-4B JAW OPENED 220mm
VWT-6B JAW OPENED 350mm

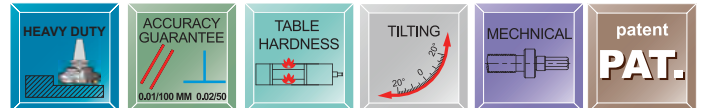


VWT-4B

VWT-6B



- Tilting seat set by two locking screws, works in high stability.
- Angle setting ranges from 0°~50°. Tilting degrees graduated for easy reading. Swivel base graduated to 360° and fixable in any position.

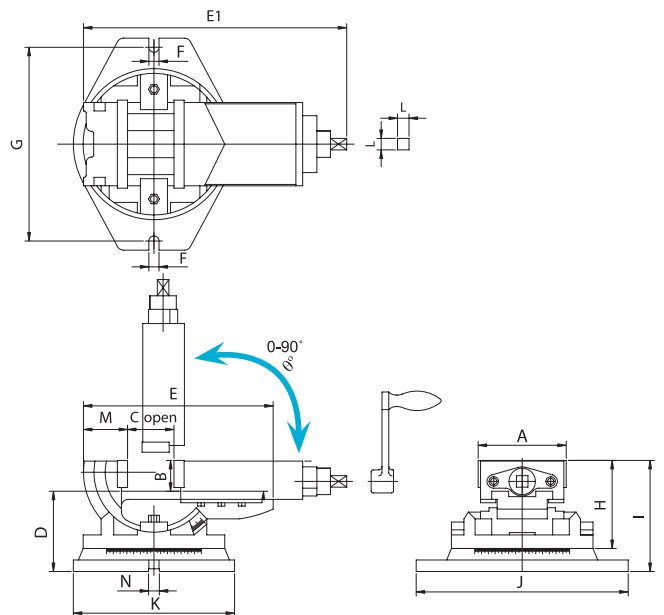


Order No. & Dimensions

ORDER NO.	A	B	C OPEN	D	E	F	G	H	I	J	a	b	c	f	Max. Clamp Force (kgf)	G.W. (kgs)	Meas CFT	CODE NO.
VWT-4B	110	36	220	50°	15	15	26	240	185	270	500	404	335	230	1200	(C) 33.3	1.2	1002-060B
VWT-6B	152	54	350	50°	20	19	28	300	246	330	800	585	415	290	1600	(W) 79.7	4.4	1002-061B



2-Way Machine Vise



- Heavy cast iron structure
- Scales in both axis
- 360° swivel around Z-axis
- 90° vertical and horizontal swivel



Order No. & Dimensions

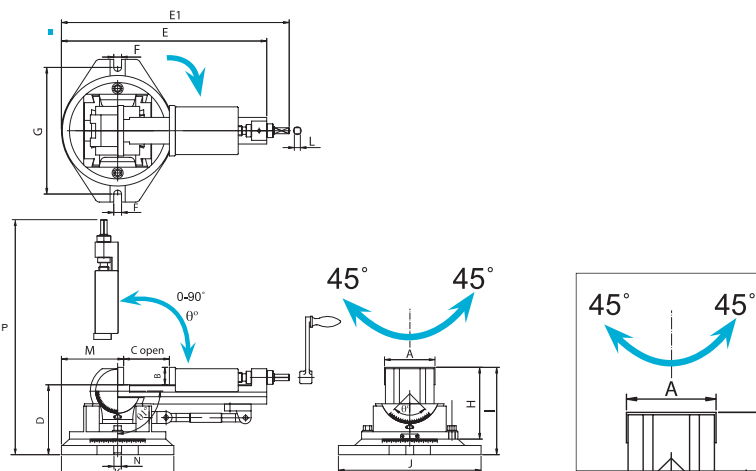

ORDER NO.	A	B	C OPEN	D	E	E1	F	G	H	I	J	K	L	M	N	θ	Clamp Force(kgf)	Meas CFT	CODE NO.
VWT-5	130	46	100	118	280	415	15	286	130	164	313	238	17	65	16	0°~90°	900	31.7	1002-090
VWT-6A	160	51	120	140	360	510	17	293	150	191	328	252	17	83	16	0°~90°	1600	47	1002-091



3-Way Angle Milling Vise



ANGLE MILLING VISE



- Angles can be set in 3 dimensions. Swivels 360° around base. The vise can be elevated through 90° from the horizontal to vertical. And also can be tilted on its lower angle base up to 45° in both right and left.
- Tilting of any angle all keep the workpiece steady, smooth.
- Particularly the clamping part of screw is strengthened by a bush made of gunmetal.
- Turn ① to adjust tilting angle. fix ② to lock.



Specifications

ORDER NO.	A	B	C OPEN	D	E	E1	F	G	H	I	J	K	L	M	N	P	□	□1	MAX. Clamp Force (kgf)	G.W. (kgs)	Meas CFT	CODE NO.
VW-3	80	31	85	126	335	370	15	210	127	157	240	185	10	95	16	405	-45°~45°	-0°~90°	800	16.7	40x21x19	1002-080
VW-4	110	38	116	152	448	497	17	276	157	190	311	245	13	135	16	500	-45°~45°	-0°~90°	1000	32.7	56x27x23	1002-081
VW-5	135	40	145	170	530	580	17	310	173	210	358	271	13	140	16	600	-45°~45°	-0°~90°	1600	49.4	66x31x25	1002-082

Quick Index Holder



VFV-40H

- SHANK HEX. TYPE
- FOR CUTTING 6 DIVISION TYPE
- EACH 60° FOR 1 DIVISION
- ✳ FOR CUTTING HEX. & SQUARE SHAPE ON ROUND BAR & ROD
- ✳ THROUGH HOLE

ORDER NO.	WEIGHT KGS	CODE NO.
VFV-40H-D	1.34	1001-103
VFV-41S-D	1.19	1001-104

VFV-41S

- SHANK SQUARE TYPE
- FOR CUTTING 4 DIVISION
- EACH 90° FOR 1 DIVISION




VFV-40H-D

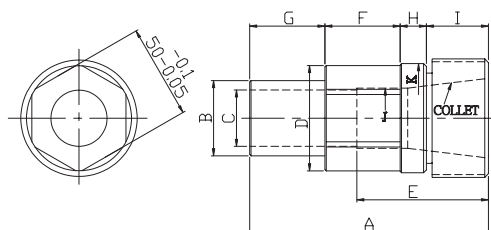


VFV-41S-D


60° DIVIDING FOR PUT ON THE VISE



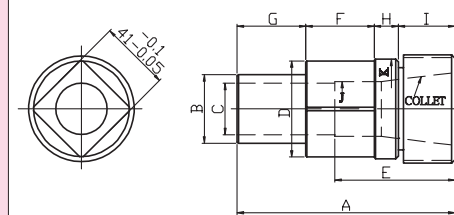
HORIZONTAL



90° DIVIDING FOR PUT ON THE VISE



VERTICAL



mm

ORDER NO.	A	B	C	D	E	F	G	H	I	J	K	COLLET SIZE	WEIGHT KGS	CODE NO.
VFV-40H	127	40	30	56	70	40	40	14	33	32	58	ER-40 7 PCS/SET	4.8	1001-101
VFV-41S	127	40	30	56	70	40	40	14	33	32	58	ER-40 7 PCS/SET	5.2	1001-102



Self Centering Vise




PAT.

SAME HEIGHT GUARANTEE


NEW

4 / 5 AXIS VISE



VCV-10130
VCV-13180
VCV-15180

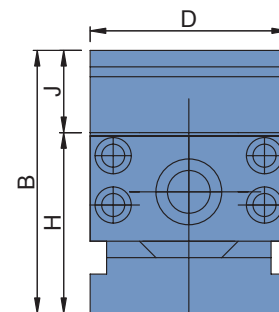
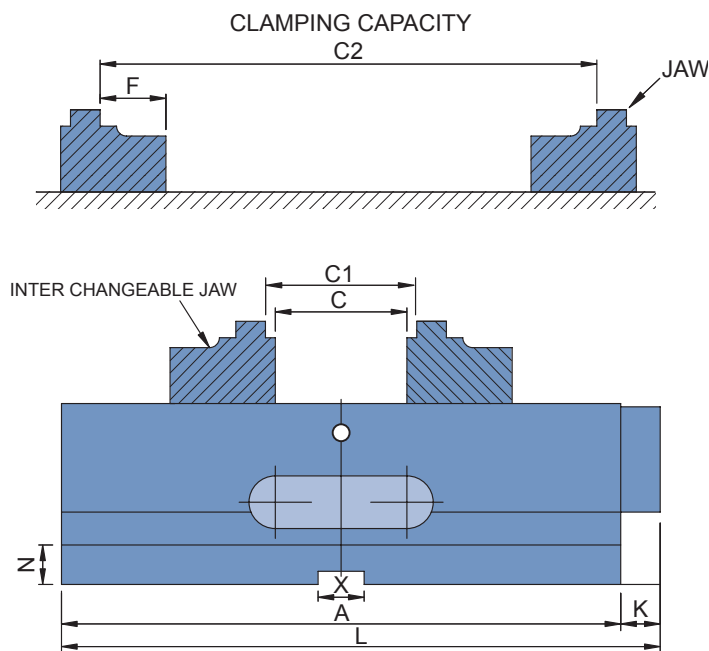
INTER-CHANGEABLE JAW



VCV-0611

Features

- Reversible Jaw :Remove 4 Fixed Screw to Re-install Jaws.
- Suit for 4/5 axis CNC machine
- Repeat clamping tolerance $\pm 0.01\text{mm}$
- Material: high tension cast iron
- Slide way hardness: HRC 45°
- Inter changeable jaw: heat treatment HRC 50°
- Lock down-drawing force: keep work piece from lifting



VCV-0611, 10130, 13180, 15180



Self Centering Vise



PAT.

SAME HEIGHT GUARANTEE

4 / 5 AXIS VISE

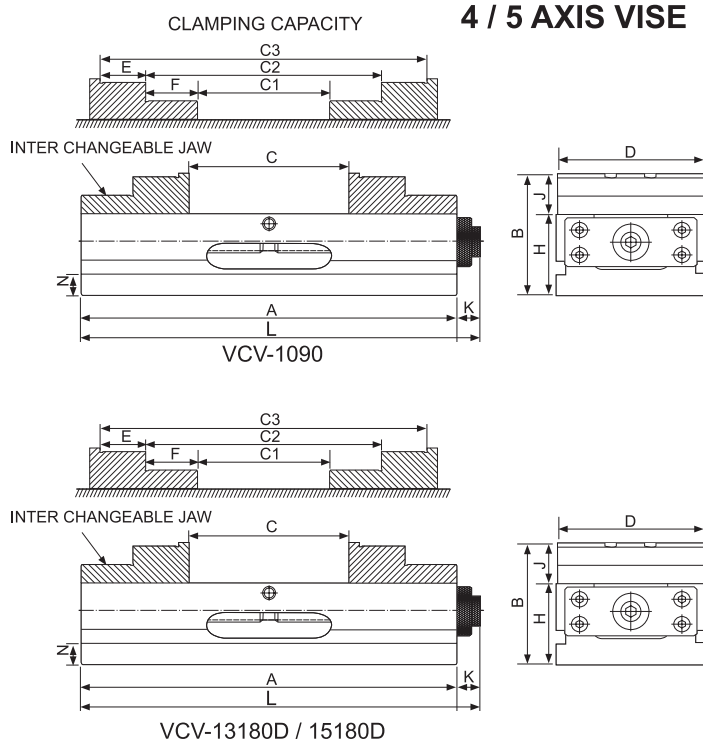
SELF CENTERING VISE



VCV-1090



VCV-13180D
VCV-15180D



Features

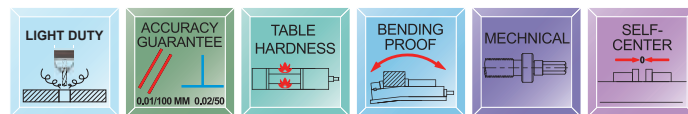
- Reversible Jaw :Remove 4 Fixed Screw to Re-install Jaws.
- Suit for 4/5 axis CNC machine
- Repeat clamping tolerance $\pm 0.01\text{mm}$
- Material: high tension cast iron
- Slide way hardness: HRC 45°
- Inter changeable jaw: heat treatment HRC 50°
- Lock down-drawing force: keep work piece from lifting

Specifications

ORDER NO.	A	B	C OPEN	Clamping Capacity			D	F	H	J	K	N	P	R	X	L	MAX. Clamp Force (kgf)	Torque For Clamp	Weight (kgs)	CODE NO.
				C1	C2	C3														
VCV-0611	170	80	106	112	45-140		61	20	55	25	15	14			14	185	500	1.8m/kgs	5	1002-107
VCV-10130	240	120	132	140	62-192		101	30	80	40	20	21			16	260	1000	2.6m/kgs	18.5	1002-109
VCV-1090	240	120	90	90	70-160	134-222	101	35	80	40	20	22				260	800	2.6m/kgs	17	1002-108
VCV-13180	290	120	180	188	62-242		131	30	80	40	22	21			16	312	1000	2.6m/kgs	21	1002-115
VCV-15180	290	120	180	188	62-242		151	30	80	40	22	21			16	312	1000	2.6m/kgs	24.5	1002-116
VCV-13180D	290	120	180	188	62-242		131	30	80	40	22	21	76	28	16	312	1000	2.6m/kgs	22	1002-117
VCV-15180D	290	120	180	188	62-242		151	30	80	40	22	21	76	28	16	312	1000	2.6m/kgs	25.7	1002-118

With Swivel Base Type

INTER-CHANGEABLE JAW
JAW CLAMPING SCREWS
(EACH JAW 4 PCS)



VCV-0611S FOR CNC ROTARY TABLE

ORDER NO.	BASE SIZE	kgs	CODE NO.
VCV-0611S	Ø200 x 22 Thickness	11.1	1002-107S
VCV-10130S	Ø248 x 22 Thickness	26	1002-109S
VCV-1090S	Ø248 x 22 Thickness	27.5	1002-108S
VCV-13180S	Ø296 x 22 Thickness	35	1002-115S
VCV-15180S	Ø316 x 22 Thickness	40	1002-116S
VCV-13180DS	Ø296 x 22 Thickness	36	1002-117S
VCV-15180DS	Ø316 x 22 Thickness	41.5	1002-118S

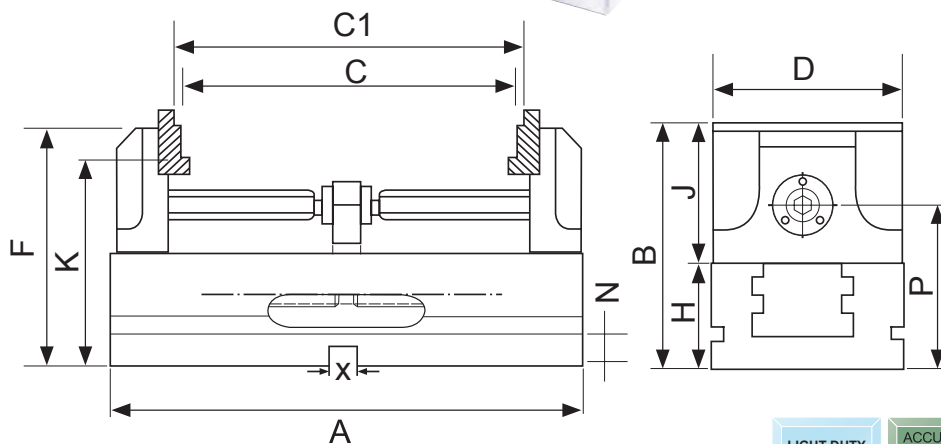




5-Axis Self Centering Vice



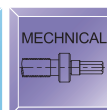
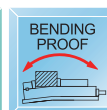
SAME HEIGHT GUARANTEE

NEW!



Features

- Special jaw design. can for thin workpiece & can for parallel plate workpiece.
- Suit for 5 axis CNC machine
- Repeat clamping tolerance $\pm 0.01\text{mm}$
- Material: high tension cast iron
- Slide way hardness: HRC 45°
- Inter changeable jaw: heat treatment HRC 50°
- Lock down-drawing force: keep work piece from lifting



ORDER NO.	A	B	Clamping Capacity		D	F	H	J	K	N	P	X	MAX Clamp Force (kgf)	Torque For Clamp	Weight (kgs)	CODE NO.
			C open	C1 open												
VCV-0507H	290	200	17~180	25-188	131	196	80	120	154	21	126	16	1500	2.6mm/kgs	31.5	1002-401

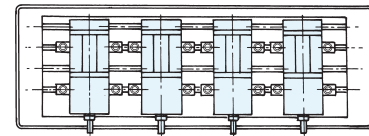



Modular Precision Machine Vise



SAME HEIGHT GUARANTEE

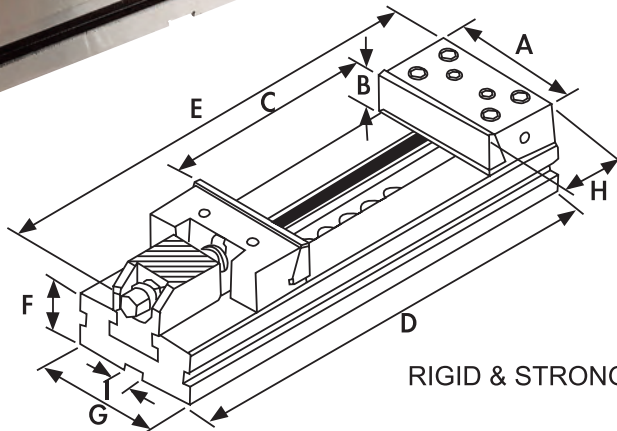
MACHINE VISE



Aligned Performance

Features

- High Accuracy 0.01/100 mm
- Unlimited Clamping Range
- High Quality Alloy Steel with HRC 59
- High Clamping Pressure
- EACH ONE IS SAME AS HEIGHT.
- CAN BE USED IN MULTIPLE STYLE.
- No Length of Height Limitation
- No Jaw Lift
- Low Profile
- All Vises are Matched parallelism $\pm 0.01/100$ mm
- Optional : Swivel base



RIGID & STRONG

SAME HEIGHT MULTIPLE USING

ACCURACY GUARANTEE

0.01/100 MM Q.02/50

TABLE HARDNESS

BENDING PROOF

MECHANICAL

ORDER NO.	VMP -4	VMP -5	VMP -6	VMP -6B	VMP -6C	VMP -7A	VMP -7B	VMP -7C	VMP -8A	VMP -8B	VMP -8C	VMP -8D
A	100	125	150	150	150	175	175	175	200	200	200	200
B	30	40	50	50	50	60	60	60	65	65	65	65
C OPEN	100	150	200	300	400	200	300	400	200	300	400	500
D	270	345	420	520	620	455	555	655	495	595	695	795
E	325	360	530	600	700	540	640	740	593	693	793	880
F	35	40	50	50	50	58	58	58	70	70	70	70
G	75	96	125	125	125	145	145	145	170	170	170	170
H	78	78	90	89.4	89.4	97	97	97	114	114	114	113.4
I	16	16	16	16	16	16	16	16	16	16	16	16
Max. Clamp Force (kgf)	900	1300	2000	2000	2000	2000	2000	2000	2000	2000	2000	2000
KGS	9.2	16	28.5	34.8	38.1	43.7	48.3	53.5	66.3	73.2	81.3	87.2
CODE NO.	1002 -190	1002 -191	1002 -192	1002 -201	1002 -202	1002 -193	1002 -194	1002 -195	1002 -196	1002 -197	1002 -198	1002 -203




Modular Precision Hydraulic Machine Vise



PAT.

SAME HEIGHT GUARANTEE

NEW

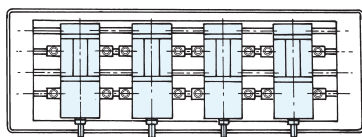
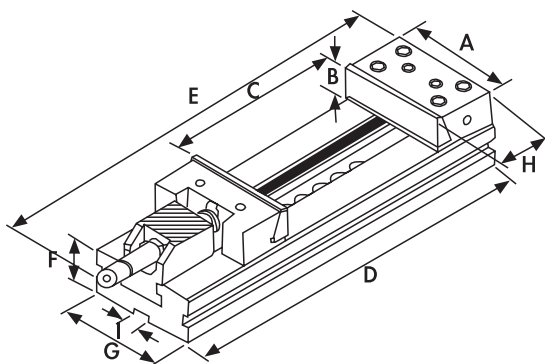


Hydraulic Type

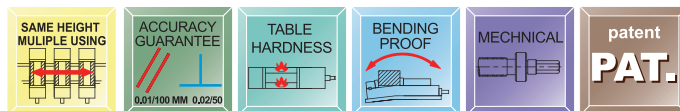
Hydraulic Control Unit

Features

- New design: Adjustable pressure device.
- Suit for processing of brass, AL, plastic, steel.
- New design: super open jaw size, smallest open jaw size.
- lock proof system: prevent wrong clamping force sticks the vise.
- Hydraulic clamping force 4500kg for heavy duty cutting. The screw mechanism type clamping force is 2200 kgs
- Smooth & light operation for the handle.
- High accuracy 0.01/100 mm
- Unlimited clamping range
- High quality alloy steel with HRC 59
- High clamping pressure
- Each one is same as height.
- Can be used in multiple style.
- No length of height limitation
- No jaw lift
- Low profile, strong & rigid.
- All vises are matched parallelism $\pm 0.01/100$ mm



Aligned Performance



ORDER NO.	VMP -6BH	VMP -6CH	VMP -7AH	VMP -7BH	VMP -7CH	VMP -8AH	VMP -8BH	VMP -8CH	VMP -8DH
A	150	150	175	175	175	200	200	200	200
B	50	50	60	60	60	65	65	65	65
C OPEN	300	400	200	300	400	200	300	400	500
D	520	620	455	555	655	573	595	695	795
E	700	800	635	735	835	738	760	860	960
F	50	50	58	58	58	70	70	70	70
G	125	125	145	145	145	170	170	170	170
H	89.4	89.4	97	97	97	114	114	114	113.4
I	16	16	16	16	16	16	16	16	16
Max. Clamp Force (kgf)	4500	4500	4500	4500	4500	4500	4500	4500	4500
KGS	29	33	38	43	48	65	69	74	90
CODE NO.	1002-201H	1002-202H	1002-193H	1002-194H	1002-195H	1002-196H	1002-197H	1002-198H	1002-203H



Modular Machine Free Vise



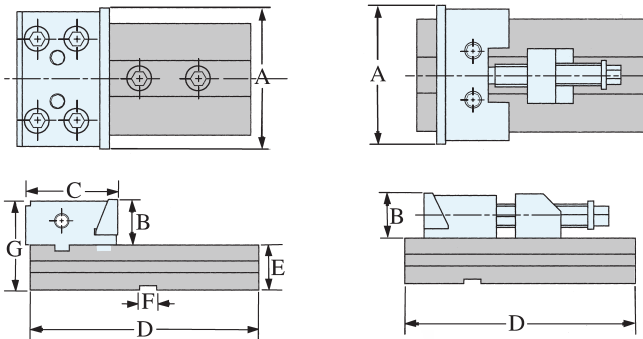

MODULAR VISES are manufactured under rigid quality control. Only the most suitable materials are used, and the accuracy of even the smallest components is assured. As a result of the high standard construction MODULAR VISES can be depended upon to maintain their accuracy under the most severe operating conditions.

MACHINE FREE VISE

L TYPE VISE

VMP-4L, 5L, 6L, 7L

NEW



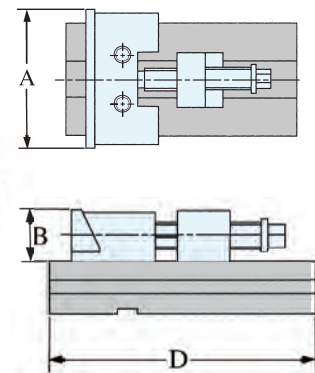

VMP-4L, 5L, 6L, 7L



Free head stock & fixed stock can for large wider workpiece use.

D TYPE VISE

VMP-44D / 55D / 66D / 77D



SAME HEIGHT MULTIPLE USING 	ACCURACY GUARANTEE 0,01/100 MM (0,02/50)	TABLE HARDNESS 	BENDING PROOF 	MECHANICAL
---------------------------------------	--	---------------------------	--------------------------	-----------------------

D TYPE

L TYPE

ORDER NO.	VMP-44D	VMP-55D	VMP-66D	VMP-77D
A	100	125	150	175
B	30	40	50	60
C	78	78	90	97
D	140	160	230	240
E	35	40	50	58
F	16	16	16	16
G	65	80	100	118
KGS	8.5	14.5	30.1	42.4
CODE NO.	1002-206D	1002-207D	1002-208D	1002-209D

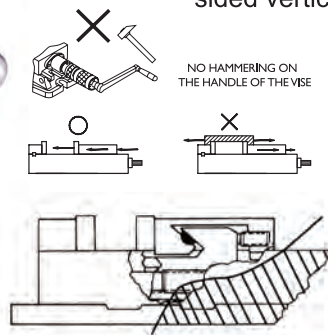
ORDER NO.	VMP-4L	VMP-5L	VMP-6L	VMP-7L
A	100	125	150	175
B	30	40	50	60
C	78	78	90	97
D	140	160	230	240
E	35	40	50	58
F	16	16	16	16
G	65	80	100	118
KGS	8.5	14.5	30.1	42.4
CODE NO.	1002-206	1002-207	1002-208	1002-209



Lock-Fixed II Precision Machine Vise



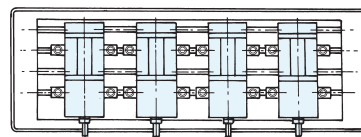
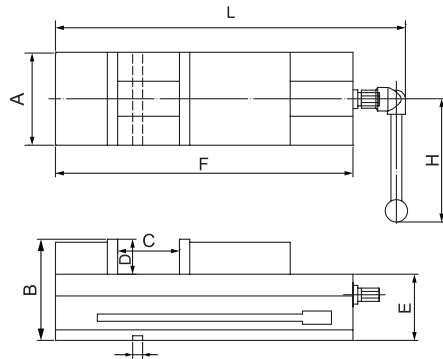
ORDER NO.VMC-4
VMC-6



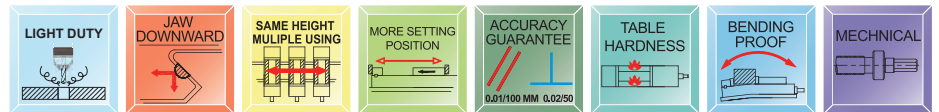
Performed sided vertically.



- With the ability of lock-fixed III 2, 3, 4, 5.
- Use the semi-sphere segment principle.
- When operate several vises (in a row) put on one machine bed, the operating situation is as shown.



Aligned Performance




ORDER NO.	A	B	C OPEN	D	E	F	G	L	H	Max. Clamp Force (kgf)	Meas CUFT	Weight (kgs)	CODE NO.
VMC-4	108	100	103	36	63	283	16	374	202	1500	0.4	14.2	1002-185
VMC-6	156	120	150	46	74	370	16	472	221	2500	1.1	29.8	1002-186



Free Angle Vise

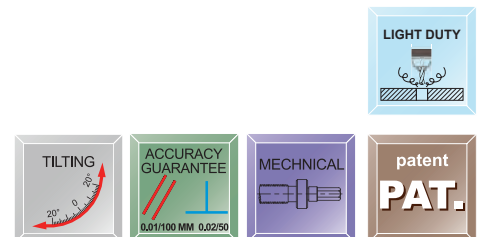
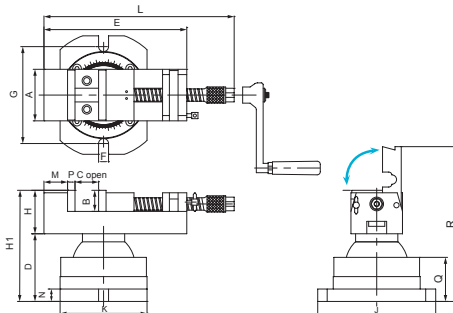
NEW



Features

ANY TILTING ANGLE

- Special design for quick clamping. (From the acme thread shaft stationly)
- Quick setting by sliding movement. Big clamping capability.
- Operating very quick and easy, can increase so much working efficiency than you can image.
- 360° Rotation, Tilting 30°
- Most free angle vise
- For non-normal angle setting.
- Its swivelling and tilting features with clamping make this unit for straight or inclined surface, angular drilling machining on various machine tools or for bench work table.



ORDER NO.	A	B	C OPEN	D	E	F	G	H	H1	J	K	L	M	N	P	Q	R	MAX. Clamp Force (kgf)	Weight (kgs)	CODE NO.
VAV-3	82	34	85	110	230	17	158	70	194	190	140	374	38	20	12	72	268	700	17.6	1002-214
VAV-4	106	36	104	120	256	17	158	72	206	190	140	422	38	20	16	72	280	800	21.4	1002-215

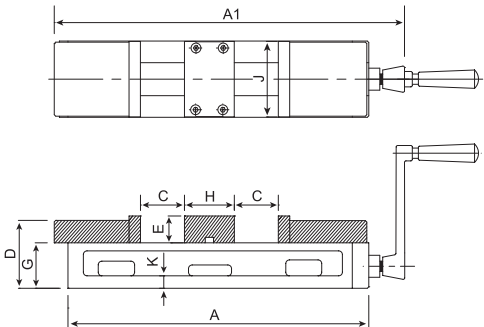
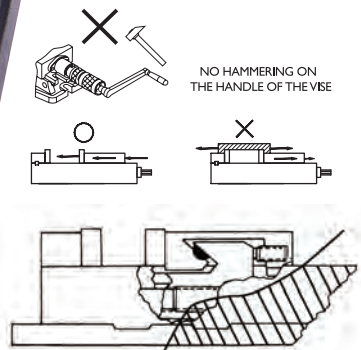



Double Clamp Vise



NEW

DOUBLE CLAMP VISE



WIDTH 100mm

- Opened 50mm each side.
- Accept 3mm workpiece different length.
- The slide ways are hardened.
- Precision made.
- One handle can operate two movable jaws and clamps 2 pieces of workpiece of similar size, for 3mm space.
- Lift Proof : Press down design.

LIGHT DUTY	JAW DOWNWARD	SAME HEIGHT MULTIPLE USING	MORE SETTING POSITION	ACCURACY GUARANTEE 0.01/100 MM 0.02/50	TABLE HARDNESS	BENDING PROOF	MECHANICAL	SELF-CENTER
-------------------	---------------------	-----------------------------------	------------------------------	--	-----------------------	----------------------	-------------------	--------------------

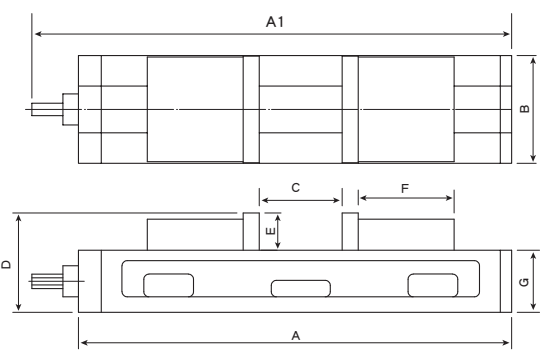
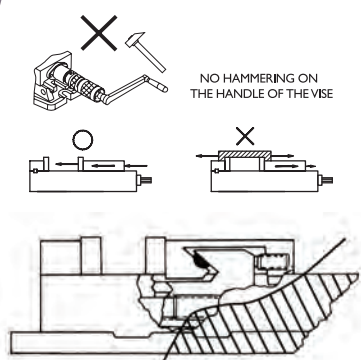

Unit:mm

ORDER NO.	A	A1	B	C OPEN	D	E	G	H	J	K	MAX. Clamp Force (kgf)	Weight kgs	CODE NO.	
VCV-4D	410	469	108	0~50	0~50	92	36	62	40	107	16	450	18.2	1002-236



Compound Precision Vise

NEW



- Self centering. Suit for rough or irregular workpiece.
- Compact design, 185mm super opened.
- High Accuracy
- Super open capacity=190mm
- Rapid and convenient centralizing.
- Lift Proof : Press down design.

LIGHT DUTY	JAW DOWNWARD	SAME HEIGHT MULTIPLE USING	ACCURACY GUARANTEE 0.01/100 MM 0.02/50
TABLE HARDNESS	BENDING PROOF	SELF-CENTER	MECHANICAL

ORDER NO.	A	A1	B	C OPEN	D	E	F	G	MAX. Clamp Force (kgf)	Weight (kgs)	CODE NO.
VCV-44	420	469	108	185	98	36	102	62	450	17.7	1002-240



MC Power Vise




GERMAN TYPE
JAPAN TYPE

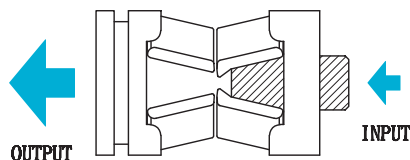
NEW

**● Great Capacity, Wide Clamping Range
Constant Full Length**

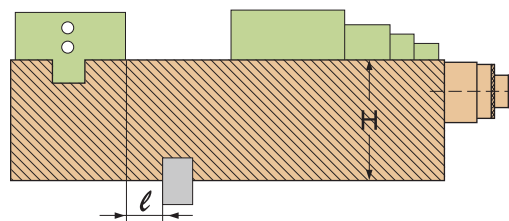
- Ultra clamping length more than other VMC-vise
- Big jaw opening.
- Easy operation, compact design.
- Even if the jaw is opened, it does not interfere with the cover of the mounting machine.
- Quick set up, time saving.
- When jaw is opened, it is not affect mounting machine's cover.



**HEAVY DUTY
EURO STYLE**



Driving device
Toggle joint device mechanism



H-Accurance $\pm 0.01\text{mm}$
l-Accurance $\pm 0.01\text{mm}$

SAME HEIGHT GUARANTEE

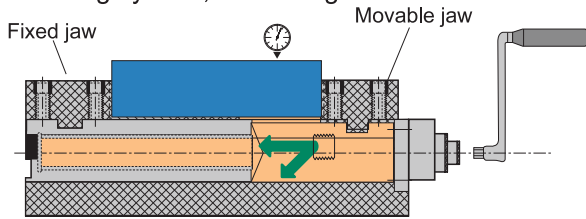
● Flexible Clamp System

- High precision system keep the dimension tolerance within 0.01/100mm.
- Vise clamps long size workpieces securely & steady.
- High Accurate System: tolerance within 0.01/100mm.
- VQC Vise can hold long workpiece tight and fixed.



MC Power vises guarantee the lifting of workpiece is within of 0.02/100mm.

- Adapt a blinding beam system with workpiece lift Prevention mechanism. Pull-in effect.
- Adapt a lift preventing system, best design.



LOCK DOWN DESIGN



High power & fine balanced body structure stable clamping force


- The clamping force can be easily adjusted due to the preset mechanism.
- Mechanical type toggle enhancement mechanism.
- Clamping force can adjust to suit for different material, such as steel, brass and aluminum.
- Clamping force can be adjusted for customer's requirement.
- Adjustable clamping force device.



Toggle joint device mechanism.

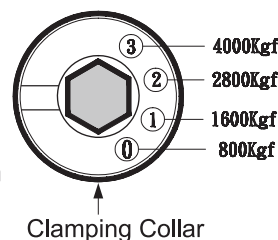
- **One of the best vise mechanism design**
- After the moveble jaw touch,turning the handle, only the drive shaft is transmitted to the enhancement process of toggle joint device mechanism unit and the movable jaw clamps the work through the clamp spindle at the preset force.
- Clamp work piece, keep turning the handle, until the motion stop which means VQC mechanism has lock workpiece in the pre-set force.

**GREAT SMOOTH OPERATION
CLAMPING FORCE
ADJUSTABLE DESIGN
From 1800 kgf to 6000 Kgf**



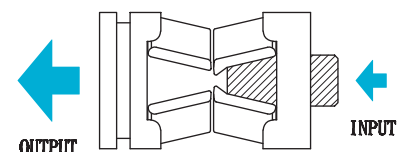
How to adjust the clamping force

- ← Adjustable clamping force device
- ADJUSTING METHOD
- 1. FIXED COLLAR
- 2. TURN BY WRENCH TO GET NO. 0, 1, 2, 3, 4. TO HAVE CLAMPING FORCE




Clamping Collar

**HEAVY DUTY
EURO STYLE**

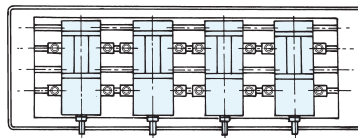


Driving device
Toggle joint device mechanism

GERMAN TYPE
JAPAN TYPE

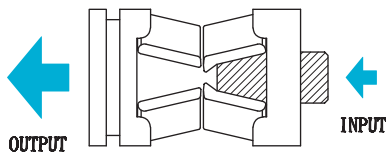


**TOGGLE JOINT MECHANISM
DESIGN FOR HEAVY DUTY
WORKING**

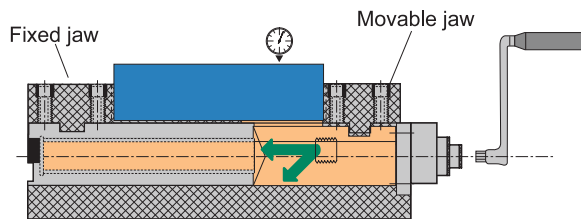


Aligned Performance

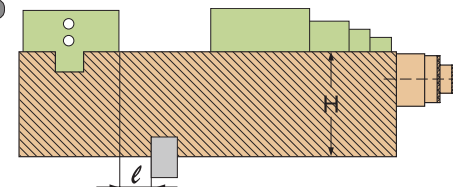
**HEAVY DUTY
EURO STYLE**



Driving device
Toggle joint device mechanism



LOCK DOWN DESIGN



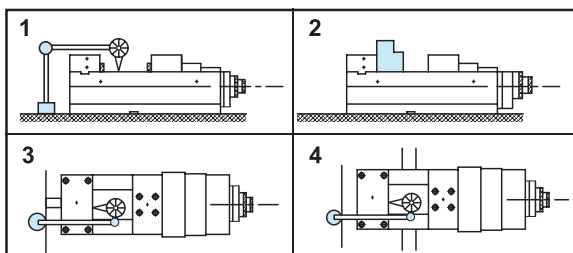
H-Accurance $\pm 0.01\text{mm}$
l-Accurance $\pm 0.01\text{mm}$

SAME HEIGHT GUARANTEE



Features

- Compact design. Great clamping capacity & rigid.
- "Toggle joint mechanism". Provides a steady clamping force against shocks and vibrations during the operations, since it clamps the workpiece resiliently with an aid of the "disc-springs" mounted inside.
- Strong clamping force.
- Large jaw stroke range.
- Exclusive Power Vise provide same height same position for horizontal and vertical MC, NC, Machine.
- Body is made of FCD60 high quality ductile cast iron, resists deflection or bending.
- Sliding bed ways flame hardened and ground.
- Concealed spindle for protection against chips and dirt.
- Quick of clamping & locking and easy of operation.

INSPECTION SPECIFICATION



NO.	Inspection Item	Per (100mm)	Guaranteed
1	Parallelism: table face to bottom of bed.		0.01/100mm
2	Squareness :between table face and jaw plate.		0.02
3	Squareness: keyways on bottom of table face to jaw plate.		0.02/100mm
4	Parallelism: table face of the block to bottom of bed.		0.02/100mm



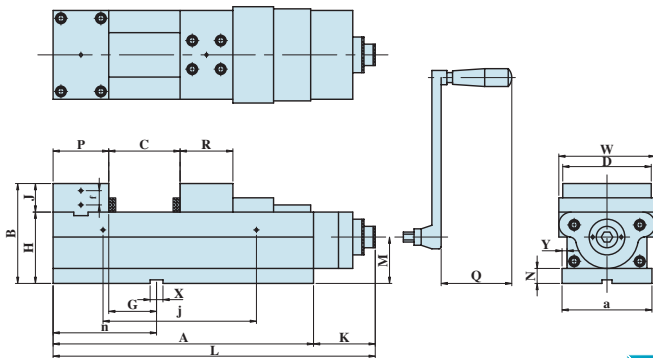
ADJUSTING METHOD

1. FIXED COLLAR
2. TURN BY WRENCH TO GET NO.
0, 1, 2, 3, 4. TO HAVE CLAMPING FORCE
3. NO.2 IS MOST SUIT FOR WORKING

CLAMPING FORCE CHART

ORDER NO.	SCALE				
	4	3	2	1	0
VQC-100	-	30KN	21KN	12KN	6KN
VQC-125	-	40KN	28KN	16KN	8KN
VQC-160	60KN	46KN	32KN	18KN	10KN
VQC-160L	60KN	46KN	32KN	18KN	10KN
VQC-200L	60KN	46KN	32KN	18KN	10KN

GREAT SMOOTH OPERATION



CLAMPING CAPACITY

ORDER NO.	JAW J	JAW Open C	B	MAX. Clamping Force (KN)	N.W. kg	G.W. kg
VQC-100	35	128	120	30	23.2	26.2
VQC-125	40	205	140	40	36.5	40.4
VQC-160	45	275	165	60	67.0	72.3
VQC-160L	45	355	165	60	72.5	78.6
VQC-200L	70	405	190	60	99.5	108



ORDER NO.	A	B	a	D	P	R	G	H	J	K	L
VQC-100	273	120	105	99	73	64	39	85	35	82.5	356.5
VQC-125	364	140	126	124.5	78	74	59	100	40	86	452
VQC-160	456	165	161	159.5	86	86	58	120	45	98	554
VQC-160L	536	165	162	160	86	86	58	120	45	98	634
VQC-200L	616	180	202	200	102	98	74	120	70	95	711

ORDER NO.	M	N	Q	W	X	Y	C OPEN	f	j	n	CODE NO.
VQC-100	50	15	74	110	14	6.5	128	20	105	112	4005-004
VQC-125	65	21	74	135	18	7	205	20	215	139	4005-005
VQC-160	78	21	94	170	18	7	275	20	286	145	4005-006
VQC-160L	78	21	94	174	18	7	355	20	286	169	4005-007
VQC-200L	75	21	96	217	18	7	405	20	386	177	4005-008




MC Power Vise Hydraulic Type



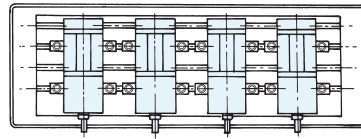
GERMAN TYPE
JAPAN TYPE



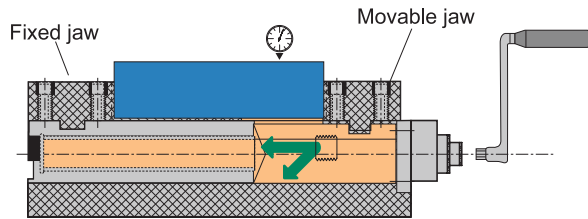
NEW



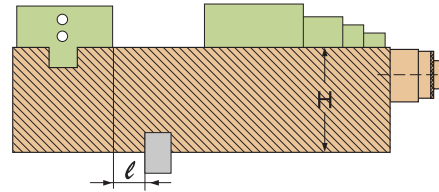
**HYDRAULIC TYPE
HEAVY DUTY DESIGN**



Aligned Performance



LOCK DOWN DESIGN



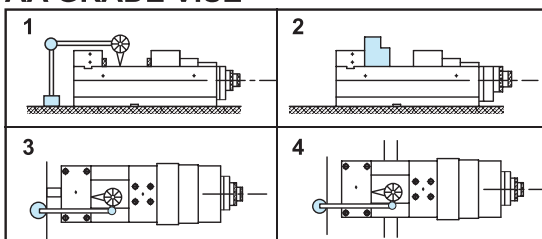
H-Accurance $\pm 0.01\text{mm}$
L-Accurance $\pm 0.01\text{mm}$

SAME HEIGHT GUARANTEE

Features

- Compact design. Great clamping capacity & rigid. Light & smooth operation.
- Constructed for milling, drilling, machining center, grinding and many other machine shop applications.
- Body is made of FCD60 ductile cast iron, HIGH deflection/bending resistant.
- Sliding bed ways flame hardened and ground.
- Concealed spindle for protection against chips and dirt.
- Hydro-booster system for maximum clamping pressure with minimum force.
- Quick of clamping & locking and easy of operation.
- Accuracy within 0.01/100mm.
- Hydro-booster system is guaranteed for using 2 years limited.
- The hydraulic oil number is 68#
- Hydro line - one scale indicate about 1/3 of the max. clamp force.

AA GRADE VISE



INSPECTION SPECIFICATION

NO.	Inspection Item	Per (100mm)	Guaranteed
1	Parallelism: table face to bottom of bed.		0.01/100mm
2	Squareness :between table face and jaw plate.		0.02
3	Squareness: keyways on bottom of table face to jaw plate.		0.02/100mm
4	Parallelism: table face of the table face block to bottom of bed.		0.02/100mm




MC Power Vise Hydraulic Type



PATENT

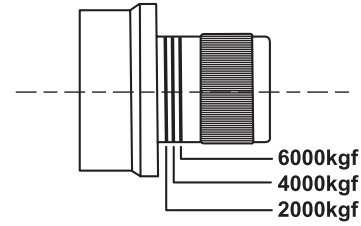
SAME HEIGHT GUARANTEE

MC POWER VISE

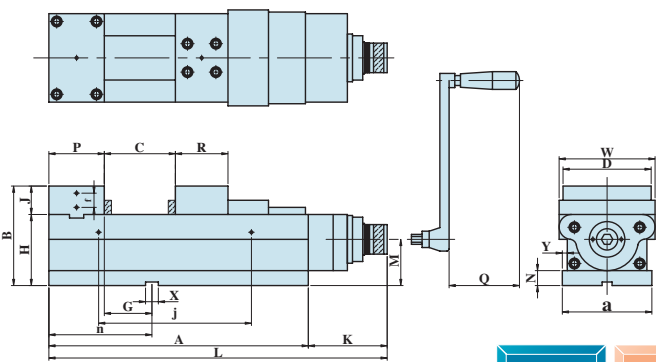



LIMIT HYDRO LINE

COMPACT DESIGN-
SMALL LENGTH BODY BUT
SUPER OPEN CAPACITY



CLAMPING FORCE SCALE



ORDER NO.	JAW J	JAW Open C	B	MAX. Clamping Force (KN)	G.W. kg
VQC-100H	35	128	120	30	26.2
VQC-125H	40	205	140	40	42.5
VQC-160H	45	275	165	60	66
VQC-160LH	45	355	165	60	78.79
VQC-200LH	70	405	190	60	108

HEAVY DUTY

HYDRO-BOOSTER

SAME HEIGHT MULTIPLE USING

ACCURACY GUARANTEE

0.01/100 MM 0.02/50

TABLE HARDNESS

BENDING PROOF

MECHANICAL

patent
PAT.

ORDER NO.	A	B	a	D	P	R	G	H	J	K	L
VQC-100H	273	120	105	99	73	64	39	85	35	110	383
VQC-125H	364	140	126	124.5	78	74	59	100	40	113.5	478.5
VQC-160H	455	165	161	159.5	86	86	58	120	45	125.5	580.5
VQC-160LH	535	165	162	160	86	86	58	120	45	125.5	660.5
VQC-200LH	615	180	202	200	102	98	74	120	70	122	737

ORDER NO.	M	N	Q	W	X	Y	C OPEN	f	j	n	CODE NO.
VQC-100H	50	15	74	110	14	6.5	128	20	105	112	4005-004H
VQC-125H	65	21	73	135	18	7	205	20	215	139	4005-005H
VQC-160H	78	21	93	170	18	7	275	20	285	145	4005-006H
VQC-160LH	78	21	93	174	18	7	355	20	285	169	4005-007H
VQC-200LH	75	21	95	217	18	7	405	20	385	177	4005-007AH



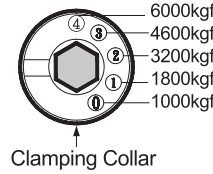
MC Power Vise

SAME HEIGHT GUARANTEE



NEW!

**NEW DESIGN WITH JAW PLATE
SUPER OPEN 305MM**

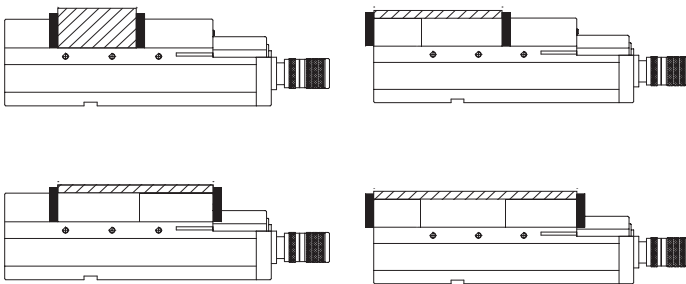


ADJUSTING METHOD

1. FIXED COLLAR
2. TURN BY WRENCH TO GET NO. 0, 1, 2, 3, 4. TO HAVE CLAMPING FORCE
3. NO.2 IS MOST SUIT FOR WORKING



EXAMPLE



CLAMPING FORCE CHART

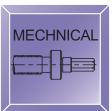
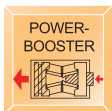
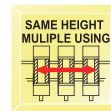
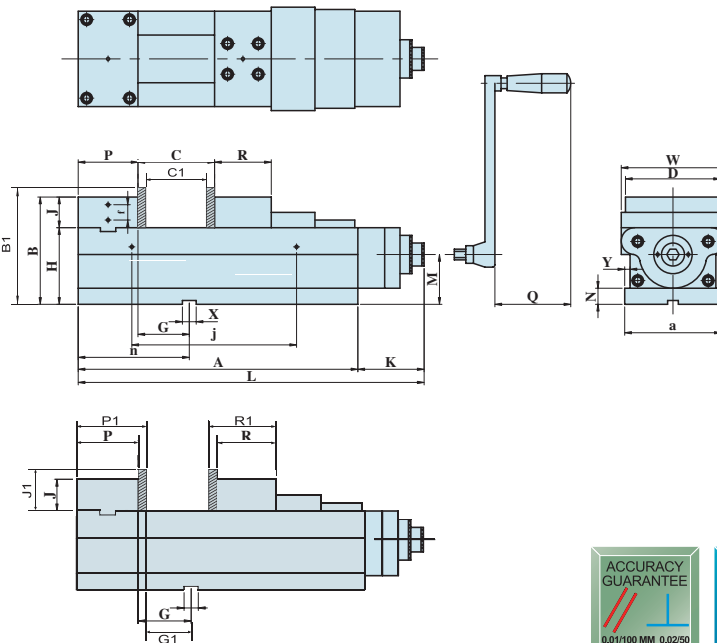
ORDER NO.	SCALE				
	4	3	2	1	0
VQC-160M	60KN	46KN	32KN	18KN	10KN

CLAMPING CAPACITY

ORDER NO.	JAW J	JAW Open C	B	MAX. Clamping Force(KN)	N.W. kg	G.W. kg	CODE NO.
VQC-160M	45	305	165	60	-	69.6	4005-160

Features

- Compact design. Great clamping capacity & rigid.
- "Toggle joint mechanism". Provides a steady clamping force against shocks and vibrations during the operations, since it clamps the workpiece resiliently with an aid of the "disc-springs" mounted inside.
- Strong clamping force.
- Large jaw stroke range.
- Exclusive Power Vise provide same height same position for horizontal and vertical MC, NC, Machine.
- Body is made of FCD60 high quality ductile cast iron, resists deflection or bending.
- Sliding bed ways flame hardened and ground.
- Concealed spindle for protection against chips and dirt.
- Quick of clamping & locking and easy of operation.



ORDER NO.	A	a	B	B1	C OPEN	C1 OPEN	D	f	G	G1	H	J	J1	CODE NO.
VQC-160M	485	161	165	174	305	269	159.5	20	58	40	120	45	54	4005-160

ORDER NO.	j	K	L	M	N	n	P	P1	Q	R	R1	W	X	Y	CODE NO.
VQC-160M	285	98	583	78	21	145	86	104	94	86	104	170	18	7	4005-160



MC Power Vise Hydraulic Type



SAME HEIGHT GUARANTEE

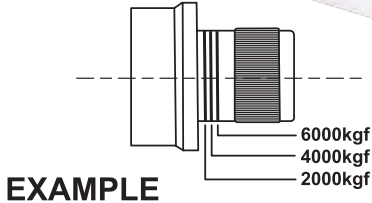
GERMAN TYPE
JAPAN TYPE

NEW!

**NEW DESIGN WITH JAW PLATE
SUPER OPEN 305MM**



MC POWER VISE

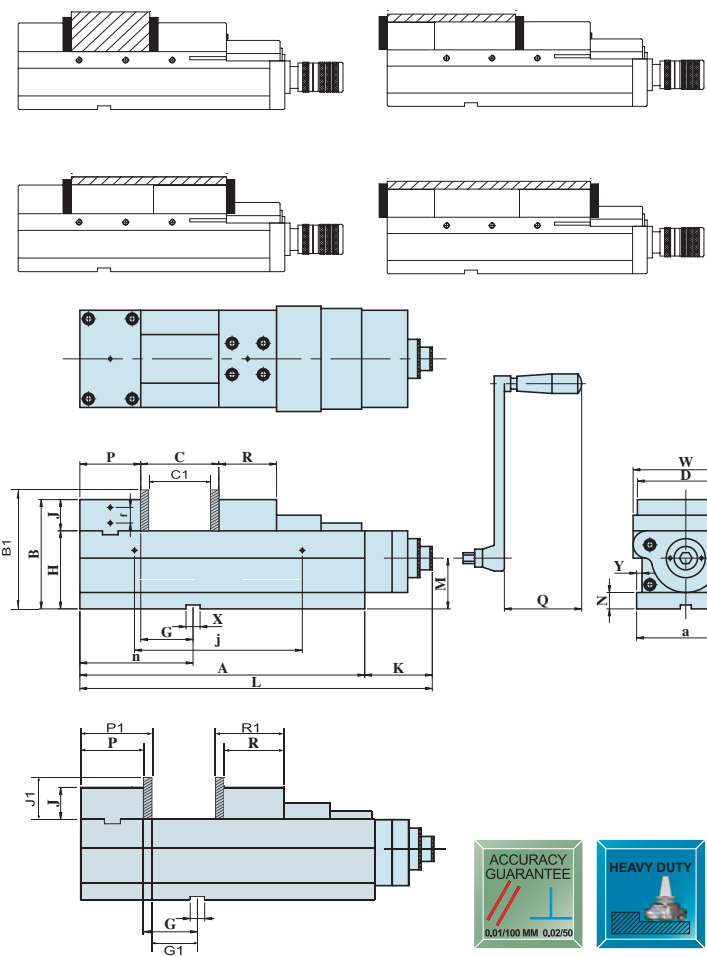


CLAMPING FORCE SCALE

CLAMPING CAPACITY

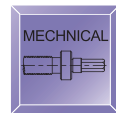
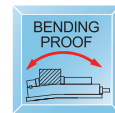
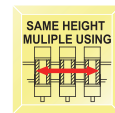
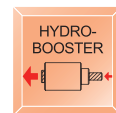
ORDER NO.	JAW J	JAW Open C	B	MAX. Clamping force(KN)	G.W. kg	CODE NO.
VQC-160MH	45	305	165	60	69.3	4005-180

EXAMPLE



Features

- Compact design. Great clamping capacity & rigid. Light & smooth operation.
- Constructed for milling, drilling, machining center, grinding and many other machine shop applications.
- Body is made of FCD60 ductile cast iron, HIGH deflection/bending resistant.
- Sliding bed ways flame hardened and ground.
- Concealed spindle for protection against chips and dirt.
- Hydro-booster system for maximum clamping pressure with minimum force.
- Quick of clamping & locking and easy of operation. Accuracy within 0.01/100mm.
- Hydro-booster system is guaranteed for using 2 years limited.
- The hydraulic oil number is 68#
- Hydro line - one scale indicate about 1/3 of thmax. clamp force.



ORDER NO.	A	a	B	B1	C OPEN	C1 OPEN	D	f	G	G1	H	J	J1	CODE NO.
VQC-160MH	485	161	165	174	305	269	159.5	20	58	40	120	45	54	4005-180

ORDER NO.	j	K	L	M	N	n	P	P1	Q	R	R1	W	X	Y	CODE NO.
VQC-160MH	285	125.5	610.5	78	21	145	86	104	94	86	104	170	18	7	4005-180



MC Power Vise

SAME HEIGHT GUARANTEE

GERMAN TYPE
JAPAN TYPE



NEW




ADJUSTING METHOD

1. FIXED COLLAR
2. TURN BY WRENCH TO GET NO.
0, 1, 2, 3, 4. TO HAVE CLAMPING FORCE

CLAMPING FORCE CHART

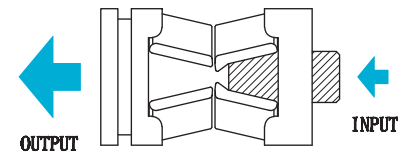
ORDER NO.	SCALE				
	4	3	2	1	0
VQC-100	-	30KN	21KN	12KN	6KN
VQC-125	-	40KN	28KN	16KN	8KN
VQC-160	60KN	46KN	32KN	18KN	10KN
VQC-160L	60KN	46KN	32KN	18KN	10KN
VQC-200L	60KN	46KN	32KN	18KN	10KN



VICE JAWS CAN TURN 180° FOR YOUR REQUIREMENT.

DRIVING
TOGGLE JOINT MECHANISM
DESIGN FOR HEAVY DUTY
WORKING

HEAVY DUTY
EURO STYLE



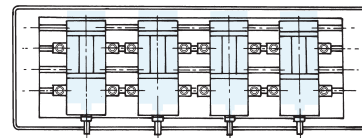
Features

- Compact design. Great clamping capacity & rigid.
- "Toggle joint mechanism". Provides a steady clamping force against shocks and vibrations during the operations, since it clamps the workpiece resiliently with an aid of the "discsprings" mounted inside.
- Strong clamping force.
- Large jaw stroke range.
- Exclusive Power Vise provide same height same position for horizontal and vertical MC, NC, Machine.
- Body is made of FCD60 high quality ductile cast iron, resists deflection or bending.
- Sliding bed ways flame hardened and ground.
- Concealed spindle for protection against chips and dirt.
- Quick of clamping & locking and easy of operation.

L TYPE IS ULTRA OPEN TYPE

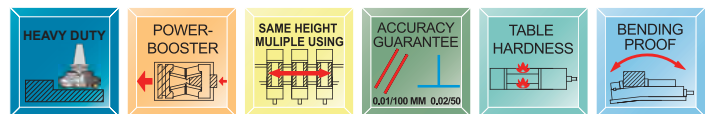
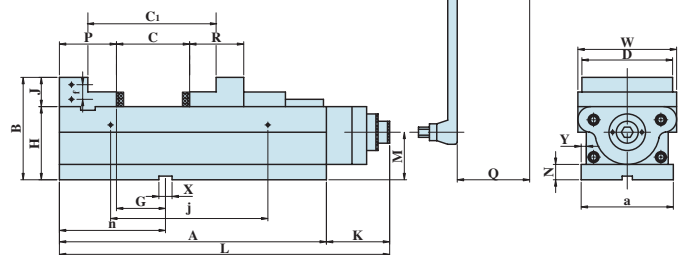
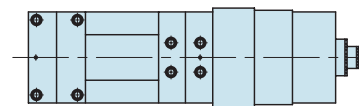

ORDER NO.	JAW J	JAW Open		B	MAX. Clamping Force (KN)	G.W. kg
		C	C1			
VQC-100LC	35	128	196	120	30	26.34
VQC-125LC	40	205	283	140	40	40.4
VQC-160LC	50	275	361	165	60	72.3
VQC-1602LC	50	355	455	165	60	78.58
VQC-2002LC	70	405	505	190	60	108

Aligned Performance



Driving device
Toggle joint device mechanism

ACCESSORIES



ORDER NO.	A	B	a	D	P	R	G	H	J	K	L	M	N	Q	W	X	Y	C OPEN	C1 OPEN	f	j	n	CODE NO.
VQC-100LC	273	120	105	99	73	64	38.5	85	35	82.5	356.5	50	15	74	110	14	6.5	128	196	20	105	112	4005-004LC
VQC-125LC	364	140	126	124.5	78	74	59	100	40	86.5	451.5	65	21	73	135	18	7	205	283	20	215	139	4005-005LC
VQC-160LC	455	165	161	159.5	86	86	58	120	50	98.5	553.5	78	21	93	170	18	7	275	361	20	285	145	4005-006LC
VQC-1602LC	535	165	162	160	86	86	58	120	50	98.5	633.5	78	21	93	174	18	7	355	455	20	285	169	4005-007LC
VQC-2002LC	615	180	202	200	102	98	74	120	70	95	710	75	21	95	217	18	7	405	505	20	385	177	4005-008LC



MC Power Vise Hydraulic Type




SAME HEIGHT GUARANTEE

GERMAN TYPE

JAPAN TYPE



HYDRAULIC TYPE
HEAVY DUTY DESIGN



HYDRO FORCE
INDICATOR A→H

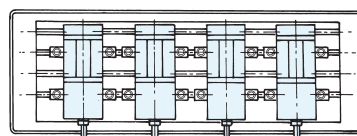



COMPACT DESIGN-
SMALL LENGTH BODY BUT
SUPER OPEN CAPACITY

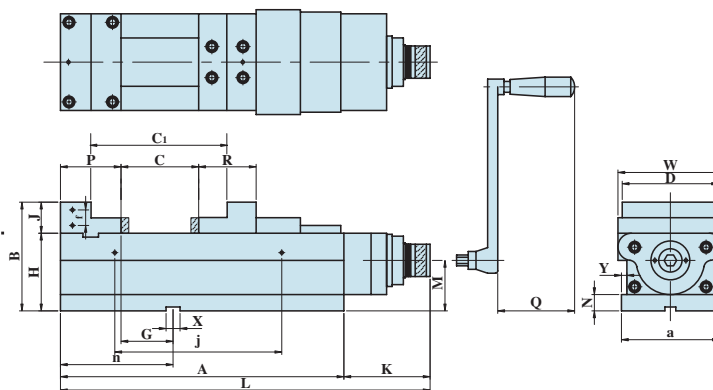


HYDRAULIC UNIT-
GREAT SMOOTH OPERATION

VICE JAWS CAN TURN 180°
FOR YOUR REQUIREMENT.



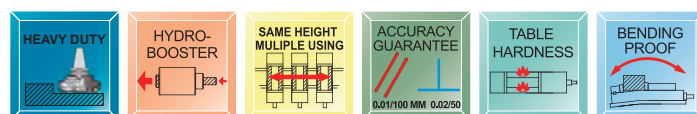
Aligned Performance



Features

- Compact design. Great clamping capacity & rigid. Light & smooth operation.
- Constructed for milling, drilling, machining center, grinding and many other machine shop applications.
- Body is made of FCD60 ductile cast iron, HIGH deflection/bending resistant.
- Sliding bed ways flame hardened and ground.
- Concealed spindle for protection against chips and dirt.
- Hydro-booster system for maximum clamping pressure with minimum force.
- Quick of clamping & locking and easy of operation.
- Accuracy within 0.01/100mm.
- Hydro-booster system is guaranteed for using 2 years limited.
- The hydraulic oil number is 68#
- Hydro line - one scale indicate about 1/3 of the max. clamp force.

ORDER NO.	JAW J	JAW Open		B	MAX. Clamping Force (KN)	G.W. kg
		C	C1			
VQC-100HC	35	128	196	120	30	26.34
VQC-125HC	40	205	283	140	40	42.5
VQC-160HC	50	275	361	165	60	66
VQC-160LHC	50	355	455	165	60	78.79
VQC-200LHC	70	405	505	190	60	108




ORDER NO.	A	B	a	D	P	R	G	H	J	K	L	M	N	Q	W	X	Y	C OPEN	C1 OPEN	f	j	n	CODE NO.
VQC-100HC	273	120	105	99	73	64	38.5	85	35	110	383	50	15	74	110	14	6.5	128	196	20	105	112	4005-004HC
VQC-125HC	364	140	126	124.5	78	74	59	100	40	113.5	478.5	65	21	73	135	18	7	205	283	20	215	139	4005-005HC
VQC-160HC	455	165	161	159.5	86	86	58	120	50	125.5	580.5	78	21	93	170	18	7	275	361	20	285	145	4005-006HC
VQC-160LHC	535	165	162	160	86	86	58	120	50	125.5	660.5	78	21	93	174	18	7	355	455	20	285	169	4005-007HC
VQC-200LHC	615	180	202	200	102	98	74	120	70	122	737	75	21	95	217	18	7	405	505	20	385	177	4005-008HC

MC POWER VISE



PATENT


NEW



VQCV-125H-L


NEW

A GOOD POWERFUL CLAMPING WAY FOR SIDELOCK & STANDING POSITION & HEAVY CUTTING.





VQCV-125H-R

SIDE LOCK POSITION




Features


- Multiple purpose.
- Fast & Horizontal & Side setting. Heavy Duty.
- Firm & Rigid & Accurate.
- Unique design allows processing being easier.
- Fast : 2 location setting slots for locating key.
- Dust-proof : concealed spindle.
- Engraved cross shaped jaw for flat & round workpiece.
- All Parts are inter - changeable with VQC-series.
- Hydro line - one scale indicate about 1/3 of the max. clamp force.



VERTICAL SETTING




SIDE LOCK POSITION SETTING



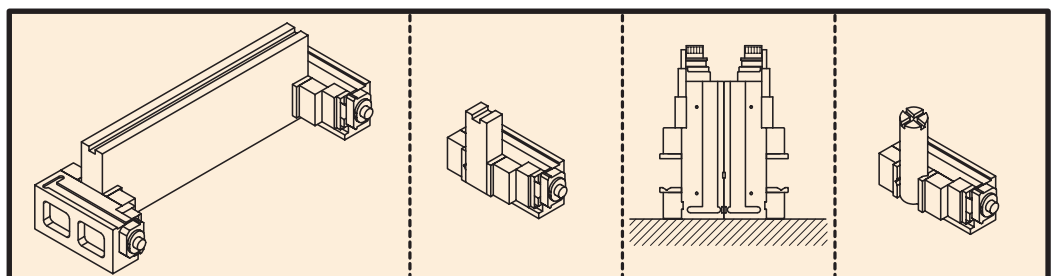
FOR FOUR DIRECTION FACE CUTTING

BACK TO BACK ALIGNMENT

- Strong & Stable
- Fast Setting



NEW DESIGN FOR BETTER CLAMPING WAY





PATENT

NEW

BEST FOR VERTICAL SETTING


MC POWER VISE



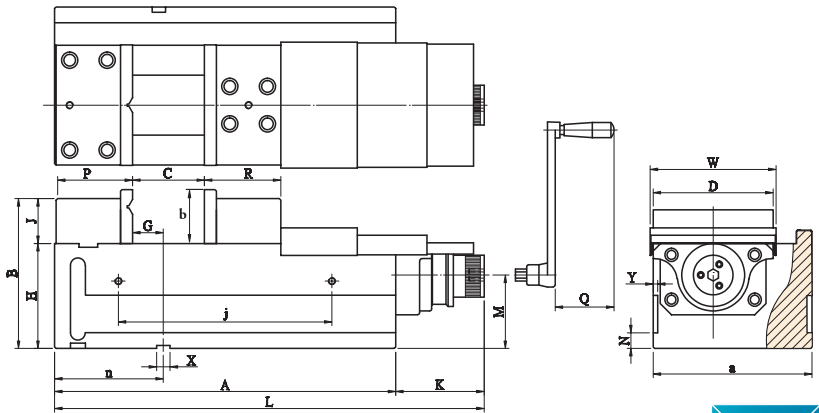
VQCV-125H-R



VQCV-125H-L



DIMENSION DIAGRAM



HORIZONTAL VERTICAL POSITION



● Strong Vertical Clamping

HYDRO-BOOSTER	SAME HEIGHT MULTIPLE USING	ACCURACY GUARANTEE 0.01/100 MM 0.02/50	TABLE HARDNESS	BENDING PROOF	MECHANICAL	patent PAT.
---------------	----------------------------	---	----------------	---------------	------------	-----------------------



L IS LEFT HAND , R IS RIGHT HAND

ORDER NO.	CODE NO.
VQCV-125H - L	4005-091
VQCV-125H - R	4005-092
VQCV-160H - L	4005-093
VQCV-160H - R	4005-094

ORDER NO.	JAW b	JAW Open C	B	MAX. Clamping Force(8#KN)	G.W. kg
VQCV-125H- L R	72	165	180	40	53
VQCV-160H- L R	72	235	200	60	85

ORDER NO.	A	B	a	D	P	R	G	H	J	K
VQCV-125H- L R	364	180	177	125	94	90	43	120	60	113.5
VQCV-160H- L R	455	200	212	160	102	102	42	140	60	125.5

ORDER NO.	L	M	N	Q	W	X	Y	C OPEN	j	n
VQCV-125H- L R	477.5	85	21	73	135	18	7	162	215	139
VQCV-160H- L R	580.5	98	21	93	170	18	7	235	285	145



Soft Jaws

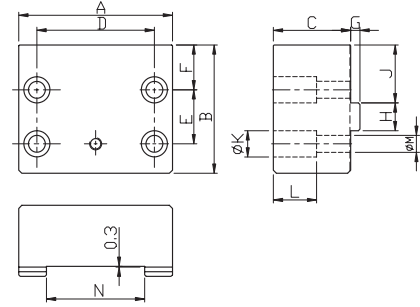


OPTIONAL: Soft jaw for different shape workpiece FJ & MJ can for cutting

FJ



Fixed side



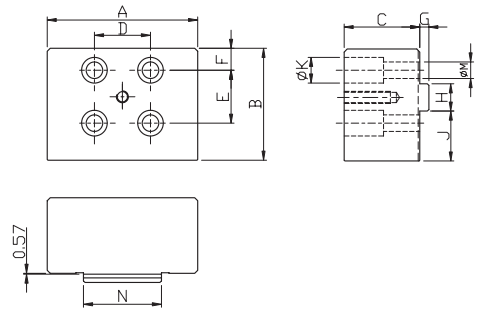
SOFT FIXED JAW

ORDER NO.	A	B	C	D	E	F	G	H	J	K	L	M	N	WEIGHT	CODE NO.
VQC-100FJ	99.5	73	50	76	35	19	6	18	27.5	17	26	11	55	2.97	4005-013C
VQC-125FJ	124.5	91	60	88	45	29.5	8	24	40	19	33.5	13	63	4.96	4005-014
VQC-160FJ	159.5	102	60	124	50	34	9	28	45	22	30	15	84	7.2	4005-015
VQC-160L-FJ	159.5	102	60	124	50	34	9	28	45	22	30	15	84	7.2	4005-016
VQC-200L-FJ	200	122	75	140	62	40	9	28	57	25	37	17	100	3.61	4005-016A

MJ



Movable side



SOFT MOVEABLE JAW

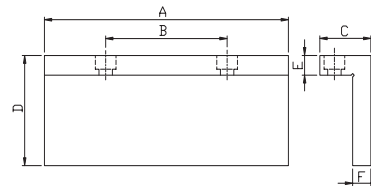
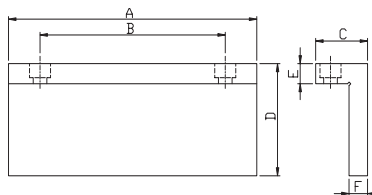
ORDER NO.	A	B	C	D	E	F	G	H	J	K	L	M	N	WEIGHT	CODE NO.
VQC-100MJ	99.5	64	50	37	35	14.5	6	18	23	17	26	11	51.5	2.65	4005-017A
VQC-125MJ	124.5	87	60	35	42	29	8	24	38	19	33.5	13	59.5	4.73	4005-017
VQC-160MJ	159.5	102	60	56	50	34	9	28	45	22	30	15	80.5	7.25	4005-018
VQC-160L-MJ	159.5	102	60	56	50	34	9	28	45	22	30	15	80.5	7.25	4005-019
VQC-200L-MJ	200	117	75	62	59	39	9	28	54.5	25	37	17	95	13.08	4005-019A



Soft Jaws



Suit for VQC & VQC-H type



L TYPE FOR FIXED JAW

ORDER NO.	A	B	C	D	E	F	WEIGHT	CODE NO.
VQC-100FPF	100	70	37	49	15	15	0.81	4005-040
VQC-125FPF	125	80	37	54	15	15	1.06	4005-041
VQC-160FPF	160	100	42	59	15	15	1.55	4005-042
VQC-200FPF	201	150	42	84	15	15	2.56	4005-043

L TYPE FOR MOVEABLE JAW

ORDER NO.	A	B	C	D	E	F	WEIGHT	CODE NO.
VQC-100FPM	100	40	37	49	15	15	0.81	4005-046
VQC-125FPM	125	50	37	54	15	15	1.06	4005-047
VQC-160FPM	160	80	42	59	15	15	1.55	4005-048
VQC-200FPM	201	100	42	84	15	15	2.56	4005-049



Hard Jaws-L Type Jaws



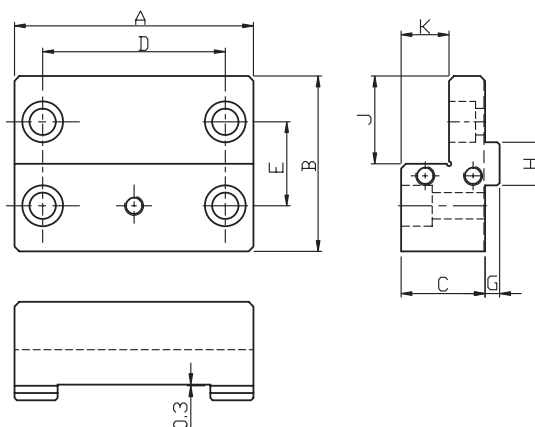
MC POWER VISE



OPTIONAL: Hard jaw for thin type workpiece

WISE JAWS CAN TURN 180° FOR YOUR REQUIREMENT.

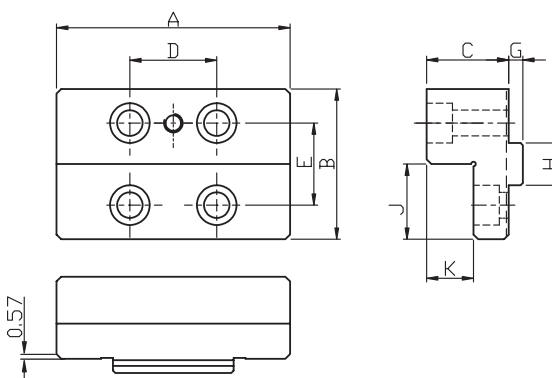
FJL



L TYPE FIXED JAW

ORDER NO.	A	B	C	D	E	G	H	J	K	WEIGHT	CODE NO.
VQC-100FJL	99.5	73	35	76	35	6	18	36.5	20	1.27	4005-010B
VQC-125FJL	124.5	78	40	88	45	8	24	39	20	2.09	4005-008A
VQC-160FJL	159.5	86	50	124	50	9	28	43	25	3.78	4005-009
VQC-160L-FJL	159.5	86	50	124	50	9	28	43	25	3.78	4005-010
VQC-200L-FJL	200	102	70	140	62	9	28	51	35	7.92	4005-010A

MJL



L TYPE MOVEABLE JAW

ORDER NO.	A	B	C	D	E	G	H	J	K	WEIGHT	CODE NO.
VQC-100MJL	99.5	64	35	37	35	6	18	32	20	1.15	4005-013B
VQC-125MJL	124.5	74	40	35	42	8	24	37	20	2.02	4005-011
VQC-160MJL	159.5	86	50	56	50	9	28	43	25	3.86	4005-012
VQC-160L-MJL	159.5	86	50	56	50	9	28	43	25	3.86	4005-013
VQC-200L-MJL	200	98	70	62	59	9	28	49	35	7.69	4005-013A



Precision Compact MC power Vise

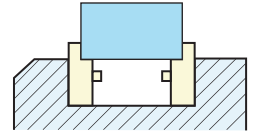


PATENT

New Design For Hydro Booster
1 Year Guarantee

for machining center

HYDRO & MECHANICAL TYPE
GREAT SMOOTH OPERATION
SAME HEIGHT GUARANTEE

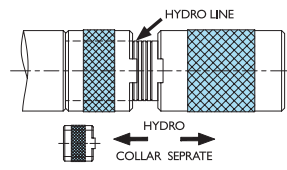
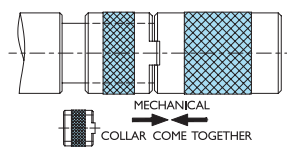


SPECIAL JAW DESIGNED FOR THIN WORKPIECE

HYDRO BOOSTER

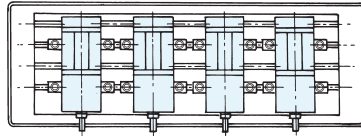


HYDRO LINE

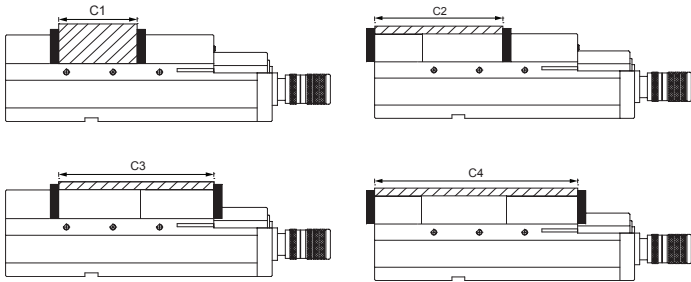
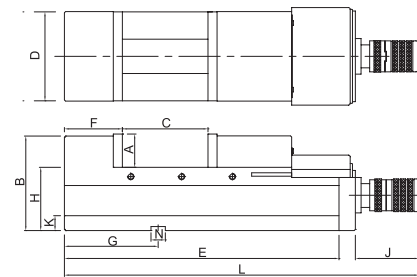


Features

- FCD 60 with 60kgs/mm² or 80,000 psi high quality ductile cast iron - body material - reduce the cutting vibration.
- Angle-fixed design : for vertical & horizontal cutting & processing machine.
- Everlasting clamping power : choices of 2 - Hydro & MC.
- Hydro : move the handle ring to word vise.
- Mechanical : move the handle ring toward the hex. hole.
- Heavy cutting.
- Hardness > HRC 45° : vise sliding bed.
- High durebility & high precision.
- Tolerance : 0.01/100mm
- Lift proof : press down design.
- Bending resistance : rigid & strong.
- Dust proof : concealed spindle.
- Fast & easy operation.
- Hydro line - one scale indicate about 1/3 of the max. clamp force.



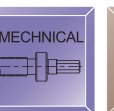
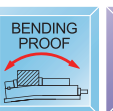
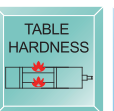
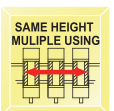
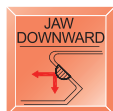
Aligned Performance



SAME HEIGHT GUARANTEE

INSPECTION SPECIFICATION

NO.	Inspection Item	Per (100mm)	Guaranteed
1	Parallelism: running face to bottom of bed.		0.01/100mm
2	Squareness :between running face and jaw plate.		0.02
3	Squareness: keway on bottom of bed to jaw plate.		0.02/100mm
4	Parallelism: running face of the test block to bottom of bed.		0.02/100mm



Hydraulic Type

ORDER NO.	A	B	C OPEN	D	E	F	G	H	J	K	L	M	N	Clamping Force (kgf)	Weight Body	CODE NO.
VMC-100HV	55	130	125	100	340	80	125	85	110	15	470	101	16	3000	27 kgs	4005-060
VMC-130HV	62	147	180	130	405	85	150	95	110	21	535	131	18	4000	40 kgs	4005-061
VMC-160HV	65	168	240	160	495	100	165	105	110	21	625	161	18	5000	58 kgs	4005-062
VMC-200HV	70	170	280	200	570	118	190	110	110	21	700	201	18	6000	87 kgs	4005-063
VMC-160HVL	65	168	350	160	610	100	165	105	110	21	740	161	18	5000	75 kgs	4005-059



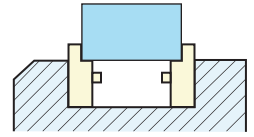
Precision Compact MC Vise




SAME HEIGHT GUARANTEE

for machining center

Mechanical Type
Great Smooth Operation



SPECIAL JAW DESIGNED FOR THIN WORKPIECE




MC POWER VISE

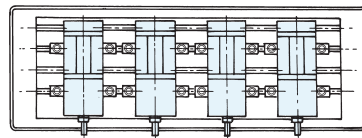

Features

- FCD 60 high quality ductile cast iron - body material - reduce the cutting vibration.
- Angle-fixed design : for vertical & horizontal cutting & processing machine.
- Everlasting clamping power.
- Heavy cutting.
- Hardness > HRC 45° : vise sliding bed.
- High durebility & high precision.
- Tolerance : 0.01/100mm
- Lift proof : press down design.
- Bending resistance : rigid & strong.
- Dust proof : concealed spindle.
- Fast & easy operation.

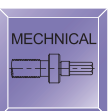
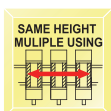
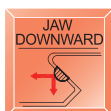

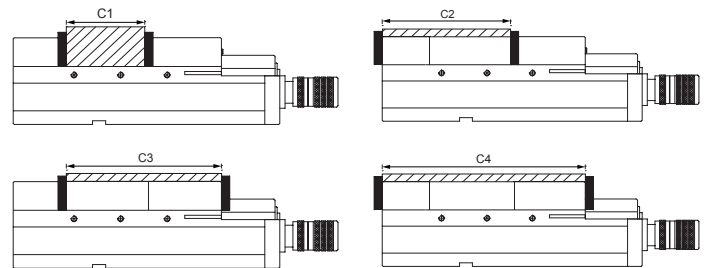
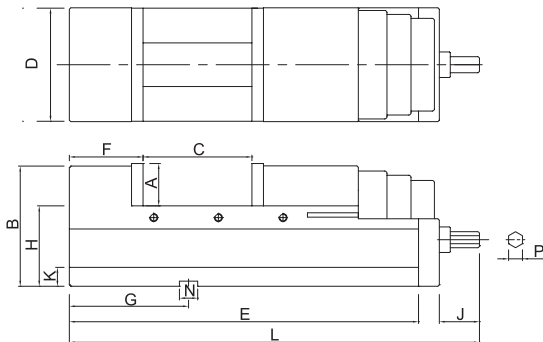
EXP.



EXP.



Aligned Performance



Mechanical Type

ORDER NO.	A	B	C OPEN	D	E	F	G	H	J	K	L	M	N	P	Clamping Force (kgf)	Weight Body	CODE NO.
VMC-100M	55	130	125	100	340	80	125	85	55	15	425	101	16	19	3000	26 kgs	4005-064
VMC-130M	62	147	180	130	405	85	150	95	55	21	490	131	18	19	3000	39 kgs	4005-065
VMC-160M	65	168	240	160	495	100	165	105	55	21	580	161	18	19	3000	60 kgs	4005-066
VMC-200M	70	170	280	200	570	118	190	110	55	21	655	201	18	19	3000	86 kgs	4005-067
VMC-160ML	65	168	350	160	610	100	165	105	55	21	695	161	18	19	3000	67 kgs	4005-058



NC Hydro Machine Vices





PATENT

SAME HEIGHT GUARANTEE



NEW



COMPARE WITH SAME WIDTH VISE JAW, VNC TYPE HAS THE BIGGEST OPENING CAPACITY.

Features

- Hydro-booster system for maximum clamping pressure with minimum force.
- Sliding bed ways flame hardened and ground.
- Compact design. Great clamping capacity. Light & smooth operation.
- Body is made of FCD60 ductile cast iron, High deflection/bending resistant.
- Constructed for machining center, milling, drilling, grinding and many other machine shop applications.
- Hydro line - one scale indicate about 1/3 of the max. clamp force.





NC Hydro Machine Vices

PATENT

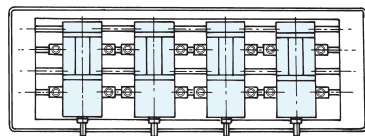
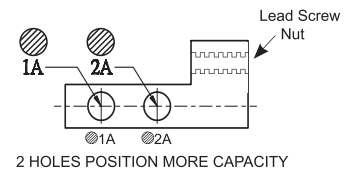
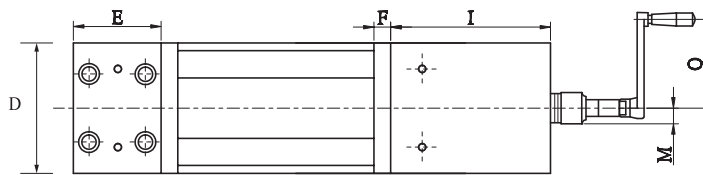
SAME HEIGHT GUARANTEE



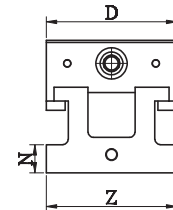
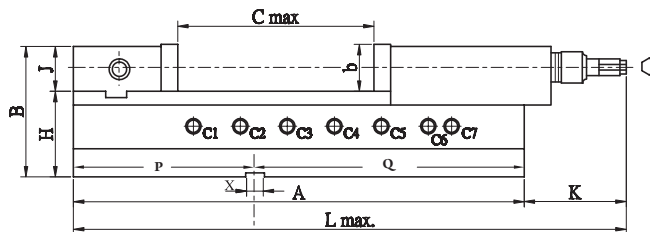
NC HYDRO MACHINE VISE

Hydraulic controller:
provide stable pressure,
Hydro indexer. Protect the hydro system.
Hydro limit proof reference scale.
Screw shaft broken proof.

Accessories:



Aligned Performance



HEAVY DUTY

JAW DOWNWARD

HYDRO-BOOSTER

SAME HEIGHT MULTIPLE USING

MORE SETTING POSITION

ACCURACY GUARANTEE
0,01/100 MM 0,02/50

TABLE HARDNESS

BENDING PROOF

patent
PAT.

ORDER NO.	C MAX. Open	MAX. Clamping Force KN	L MAX. mm	C Lock Pin Hole Position For Opening Jaw Size (Clamping Size Capacity)							
				Lead Screw Nut	C1	C2	C3	C4	C5	C6	C7
VNC-100H	205	25	464	1A	2-30	57-90	115-146	173-205	-	-	-
				2A	0-3	28-60	86-116	145-175	-	-	-
VNC-125H	225	40	556	1A	10-46	70-106	130-166	190-225	-	-	-
				2A	0-12	38-72	98-132	158-192	-	-	-
VNC-160H	310	50	684	1A	13-70	93-150	173-230	253-310	-	-	-
				2A	0-30	53-110	133-190	213-270	-	-	-
VNC-160LH	510	50	884	1A	13-70	93-150	173-230	253-310	333-390	410-470	450-510
				2A	0-30	53-110	133-190	213-270	293-350	370-430	410-470

ORDER NO.	A	B	D	E	F	b	H	J	N	I	Z	X	P	Q	Weight (kgs)	CODE NO.
VNC-100H	380	107	100	67	13	38	70	37	24	133	100	14	152	228	23	4005-100
VNC-125H	432	126	124	85	15	45	82	44	27	147	125	18	174	258	37	4005-101
VNC-160H	550	148	159	102	18	54	95	53	27	189	160	18	219	331	63	4005-102
VNC-160LH	750	148	159	102	18	54	95	53	27	189	160	18	219	531	77	4005-103




Combination MC Power Free Vise



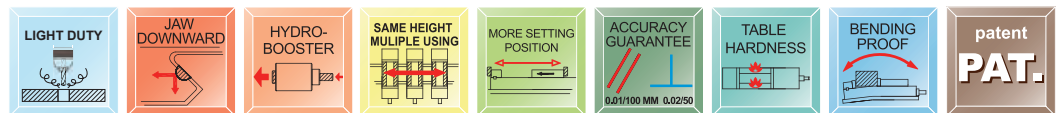
NEW

- Free clamping length capacity : more than 1500 mm
- For longer type workpiece.
- Same height guarantee can for 2 sets, 4 sets, 6 sets put together.



Features

- Hydro-booster system for maximum clamping pressure with minimum force.
- Sliding bed ways flame hardened and ground.
- Compact design. Great clamping capacity. Light & smooth operation.
- Body is made of FCD60 ductile cast iron, High deflection/bending resistant.
- Constructed for machining center, milling, drilling, grinding and many other machine shop applications.
- Free setting style.
- Handle : horizontal & vertical.
- Allow to clamp longer workpiece.



ORDER NO.	A	a	B	C	D	E	F	G	H	J	K	L	M	N	Weight kgs
VNC-100FV	150	228	103	14	99	67	13	133	70	33	24	76	34	100	19
VNC-125FV	180	250	126	18	124	85	15	147	82	44	27	78	45	125	37
VNC-160FV	200	280	148	18	159	102	18	189	95	53	27	90	54	160	63

ORDER NO.	JAW WIDTH	JAW HEIGHT	BASE HEIGHT	GUIDE BLOCK	JAW STROKE	MAX CLAMPING FORCE(KN)	CODE NO.
VNC-100FV	100	38	70	14	90	20	4005-106
VNC-125FV	125	45	82	18	106	30	4005-107
VNC-160FV	160	54	95	18	150	40	4005-108



VNC Axial Drive & Plain Jaw



Accessories For VNC Only



OPTIONAL :

AXIAL DRIVE:



- No more blocking.
- Better flexibility.
- Transfer to vertical drive.
- Extend functions.
- Compact design.
- Provide better escape while clamping.
- 90° horizontal to vertical drive.
- Light Weight & easy to install & take off.

INSTALL EXAMPLE

※Vise does not included


NC HYDRO MACHINE VISE



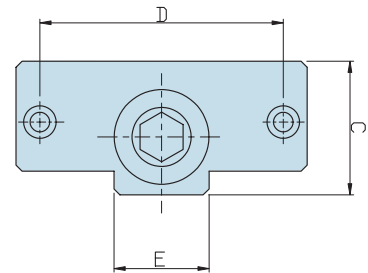
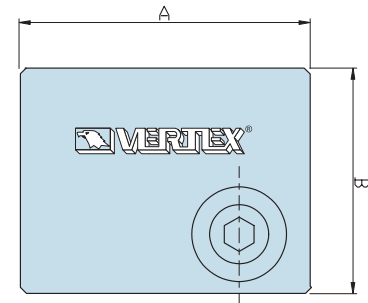
VNC-4AD



VNC-5AD




VNC-6AD




OPTIONAL : AXIAL DRIVE

ORDER NO.	A	B	C	D	E	G.W. (KG)	CODE NO.
VNC-4AD	98	76	45	82	32	1.57	4005-111
VNC-5AD	124	78	52	96	40	2.08	4005-112
VNC-6AD	158	90	61.5	126	46	2.97	4005-113

PLAIN JAW:

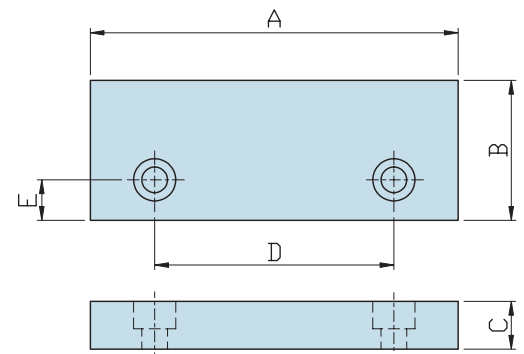


PLAIN JAW



INSTALL EXAMPLE

- Spare jaw (2 piece per set)
- Accurate Harded, Ground



OPTIONAL : PLAIN JAW 2pcs / set

ORDER NO.	A	B	C	D	E	G.W. (KG)	CODE NO.
VNC-4PJ	100	38	13	65	11	1.3	4005-121
VNC-5PJ	125	45	15	80	14	1.5	4005-122
VNC-6PJ	160	54	18	100	17	2.6	4005-123



Super-High Jaw MC Vise



SAME HEIGHT GUARANTEE

NEW

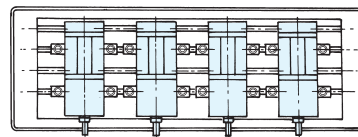
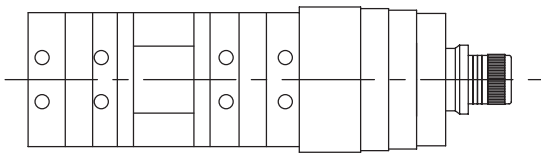


**VQHJ-5
STANDARD TYPE**

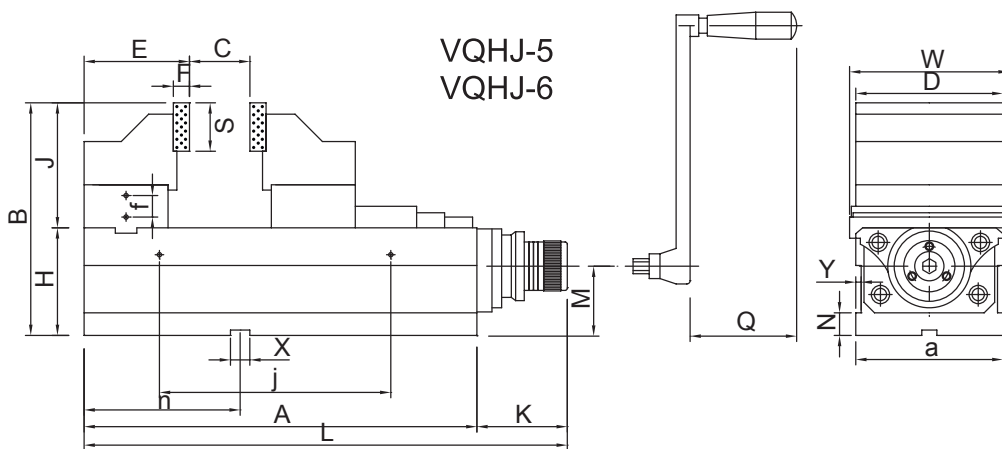
**VQHJ-6
STANDARD TYPE**

Features

- High jaw allows bigger clamping capacity.
- Strong clamping jaw plates.
- Compact design. Great clamping capacity & rigid.
- Large jaw stroke range.
- Exclusive Power Vise provide same height same position for horizontal and vertical MC, NC, machine.
- Body is made of FCD60 high quality ductile cast iron, resists deflection or bending.
- Sliding bed ways flame hardened and ground.
- Concealed spindle for protection against chips and dirt.
- Quick of clamping & locking and easy of operation.
- Clamping power will reduce 20% while clamping at higher position.
- Hydro line-one scale indicate 1/3 of the max. clamp force.



Aligned Performance



MAX. CLAMPING FORCE

ORDER NO.	FORCE (KN)
VQHJ-5	24
VQHJ-6	36
VQHJ-V130	24
VQHJ-V160	36
VQHJ-S130	24
VQHJ-S160	36

※ VQHJ-S130, VQHJ-S160 ARE PLAIN JAW PLATE TYPE



ORDER NO.	A	B	C open	a	D	E	F	H	J	K	L	M	N	Q	W	X	S	Y	f	j	n	P	WEIGHT (kgs)	CODE NO.
VQHJ-5	365	223	160	124	124	99	15	100	123	113.5	478.5	65	21	73	135	18	45	7	20	215	145	86	51.8	4005-201
VQHJ-6	455	249	225	160	160	108	18	120	129	125.5	580.5	78	21	93	170	18	54	7	20	285	145	86	85.8	4005-202
VQHJ-V130	365	220	180	124	124	90	80	100	120	113.5	478.5	65	21	73	135	18	∅12~∅90	7	20	215	145	86	51.8	4005-203
VQHJ-V160	455	245	250	160	160	98	85	120	125	125.5	580.5	78	21	93	170	18	∅16~∅120	7	20	285	145	86	85.8	4005-204
VQHJ-S130	365	220	180	124	124	90	/	100	120	113.5	478.5	65	21	73	135	18	PLAIN JAW	7	20	215	145	86	51.8	4005-205
VQHJ-S160	455	245	250	160	160	98	/	120	125	125.5	580.5	78	21	93	170	18	PLAIN JAW	7	20	285	145	86	85.8	4005-206




Super-High Jaw MC Vise



SAME HEIGHT GUARANTEE

NEW

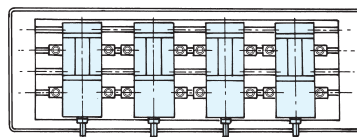
SOFT JAW



**VQHJ-V130, V160
V JAW TYPE**



※ VQHJ-S130, VQHJ-S160
ARE PLATIN JAW PLATE TYPE



Aligned Performance

VQHJ-V130 / V160

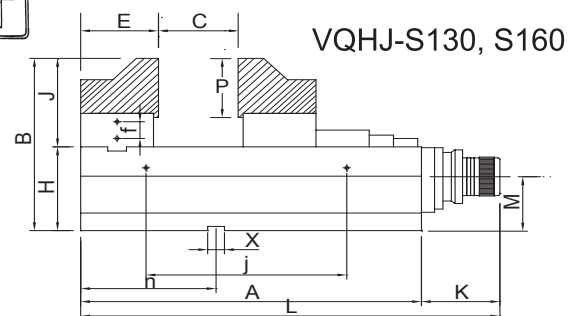
- V Shape High Jaw For Round Workpiece.
- Clamping Power Will Reduce When Clamping Round Workpiece.
- Always Remove Handle After Workpiece Is Tightened.

Features

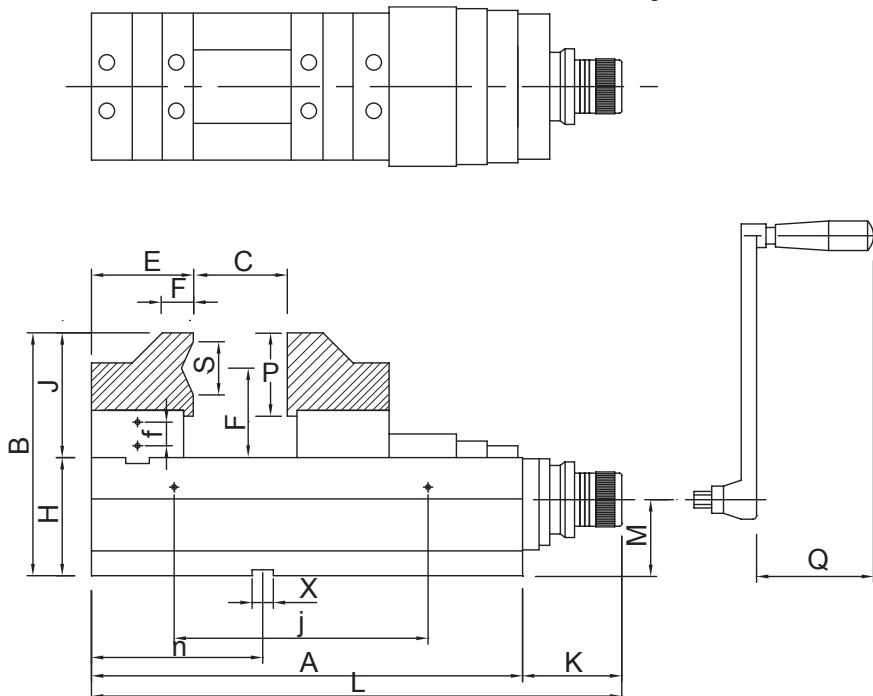
- High jaw allows bigger clamping capacity.
- Strong clamping jaw plates.
- Compact design. Great clamping capacity & rigid.
- Large jaw stroke range.
- Exclusive Power Vise provide same height same position for horizontal and vertical MC, NC, machine.
- Body is made of FCD60 high quality ductile cast iron, resists deflection or bending.
- Sliding bed ways flame hardened and ground.
- Concealed spindle for protection against chips and dirt.
- Quick of clamping & locking and easy of operation.
- Clamping power will reduce 20% while clamping at higher position.
- Hydro line-one scale indicate 1/3 of the max. clamp force.

**VQHJ-S160 60V 120° FOR $\phi 16\sim\phi 120$
ROUND WORK PIECE**

**VQHJ-S130 46V 120° FOR $\phi 12\sim\phi 90$
ROUND WORK PIECE**



VQHJ-S130, S160



VQHJ-V130
VQHJ-V160

SUPER-HIGH JAW MC VISE



MC Hyper Super Open Vise

HYDRAULIC TYPE

SAME HIGH GUARANTEE

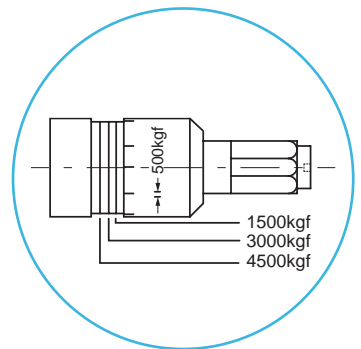
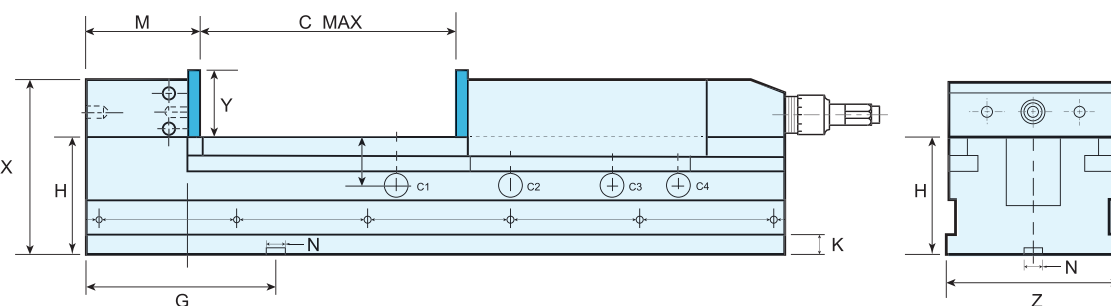
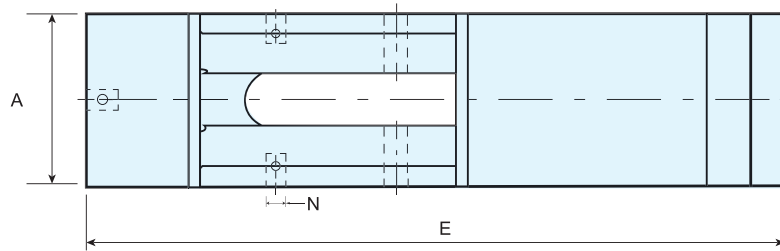


- VMCH - 4 JAW OPENED 200 mm
- VMCH - 5 JAW OPENED 265 mm
- VMCH - 6 JAW OPENED 350 mm

NEW

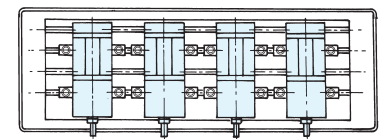


COMPARE WITH SAME WIDTH VISE JAW, THE BIGGEST OPENING CAPACITY.

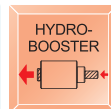
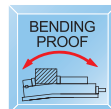
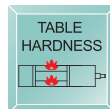
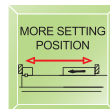
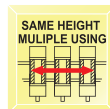


Features

- Hydro-booster system for maximum clamping pressure with minimum force.
- Sliding bed ways flame hardened and ground.
- Compact design. Great clamping capacity. Light & smooth operation.
- Body is made of FCD60 ductile cast iron, High deflection / bending resistant.
- Constructed for machining center, milling, drilling, grinding and many other machine shop applications.
- Hydro line - one scale indicate about 500 kgf of the clamp force.



Aligned Performance



Specifications

ORDER NO.	A	C MAX	Opening Size For Capacity				E	G	H	K	M	N	X	Y	Z	MAX. Clamp Force (kgf)	N.W. (kgs)	CFT (cm)	CODE NO.
			C1	C2	C3	C4													
VMCH-4	110	200	0-58	58-115	115-170	150-200	435	132	85	15	88	16	118	36	112	2500	26		1002-225
VMCH-5	134	265	0-70	70-145	145-215	200-265	550	160	95	21	98	18	140	48	136	4500	45.5		1002-226
VMCH-6	154	350	0-100	100-200	200-300	300-350	618	165	105	21	103	18	156	54	155	4500	63.5		1002-227



Precision Pneumatic Ang-Fixed Power Vise




SAME HEIGHT GUARANTEE

Suitable for Mass production and to be used on machine centers, milling machines, drilling machines and special purpose machines.

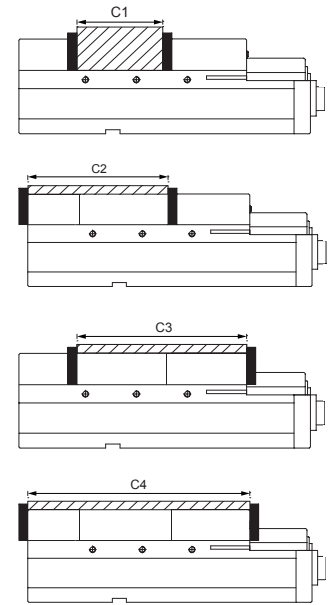
ANG-FIXED POWER VISE

The greatest safety distance of clamping:
The switch speed is only 1.5 seconds, and the safety distance of clamping can be up to 8mm. We design the hand wheel safety line in addition for anyone to distinguish the clamping safety distance of tools from exceeding the limit easily by eyes.

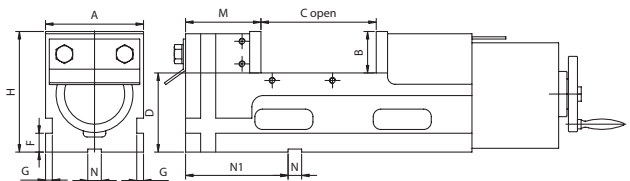
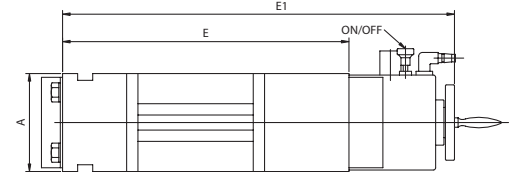
Down trust "semi-spherical segment" mechanism eliminates jaw lifting and work-piece lifting.



The material of the vise itself adopts the one-step design of high ductility graphitized casting iron (FCD-60), and the Bottom rail of the two sides has heating treatment (HRC-45°) that can assure good performance on Accuracy, wear-resisting, and tension-resisting.



Regulator: If the air pressure is low, 8 kgf/cm², it can still achieve the super strong clamping capacity of 9000 kg/cm². The clamping capacity from 0-9000 kg/cm² can be set freely and adjust via pressure regulator. Automatically seeking the highest source of air pressure: When the required pressure was set, it will not loose under low air pressure.



SAME HEIGHT MULTIPLE USING

ACCURACY GUARANTEE

0.01/100 MM 0.02/50

TABLE HARDNESS

BENDING PROOF

MECHANICAL

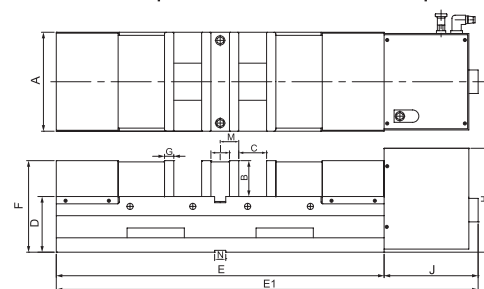

PNEUMATIC

HEAVY DUTY

ORDER NO.	A	B	C OPEN	D	E	E1	F	G	H	M	N	N1	Max. Clamp Force (kgf)	N.W. (kgs)	CODE NO.
VMC-4P	100	48	100	100	320	450	25	8	148	100	16	145	3200	27	4005-076
VMC-5P	130	55	150	105	380	520	25	9	160	100	18	145	6000	38	4005-070
VMC-6P	160	58	160	105	400	540	25	9	163	100	18	145	6000	48	4005-071
VMC-6PL	160	58	250	105	490	630	25	9	163	100	18	145	6000	51	4005-072
VMC-7P	180	63	200	110	460	600	25	12	173	108	18	180	9000	65	4005-073
VMC-8P	200	63	200	110	470	610	25	12	173	108	18	180	9000	74	4005-074
VMC-8PL	200	63	300	110	570	710	25	12	173	108	18	180	9000	79	4005-075

Feature:

Double clamp function for massive production.



Unit:mm

Double Clamp TYPE

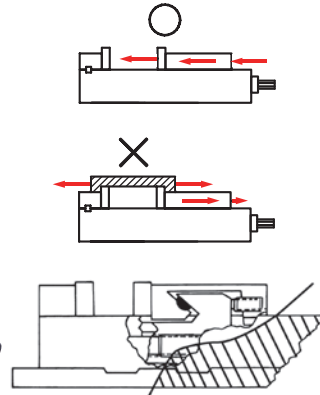

ORDER NO.	A	B	C OPEN	D	E	E1	F	G	H	I	J	N	Max. Clamp Force (kgf)	N.W. (KG)	G.W. (KG)	CODE NO.
VMC-6PD	160	58	0-100	90	530	682	148	15	168	30	152	18	4000	63	66	4005-085



Convenient Type Machine Vise



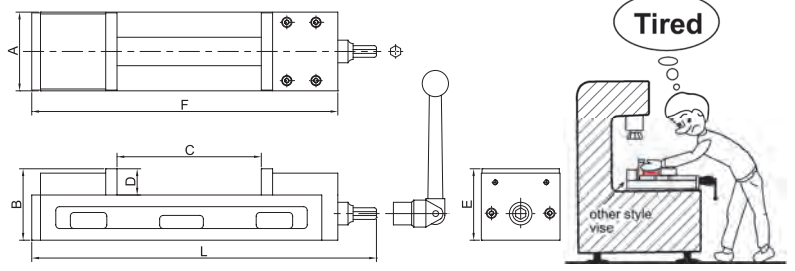

NEW



- Moveable jaw located at outer end and align surface for workpiece is in front of operator. It is convenient for loading or unloading workpiece on such design of vise.
- The overall length of this vise is shorter than other similar vises, but keep the more jaw opening. Save space on work table.
- Extra opened Semi-spherical segment eliminates jaw lifting and workpiece tilting.
- Time & energy saving
- Width 100 mm opened 180 mm.

MOVEABLE JAW

FIXED JAW



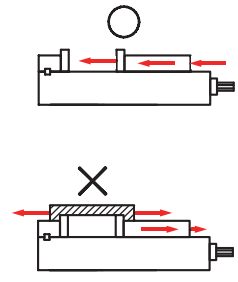
LIGHT DUTY 	JAW DOWNWARD 	MORE SETTING POSITION 	ACCURACY GUARANTEE 0.01/100 MM 0.02/50	TABLE HARDNESS 	BENDING PROOF 	MECHANICAL
-----------------------	-------------------------	----------------------------------	--	---------------------------	--------------------------	-----------------------

ORDER NO.	A	B	C OPEN	D	E	F	L	Max. Clamp Force (kgf)	Weas (kgs)	CODE NO.
VCM-47	108	98	180	36	62	420	470	450	17.7	4005-080

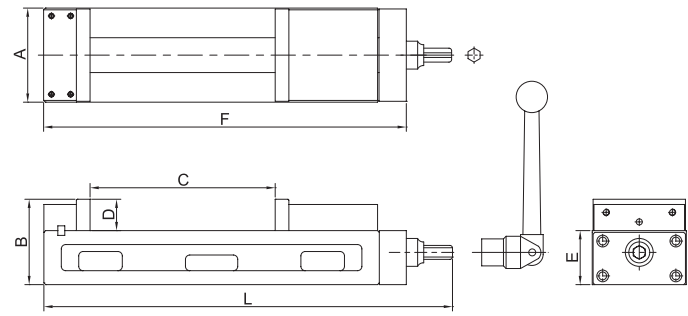
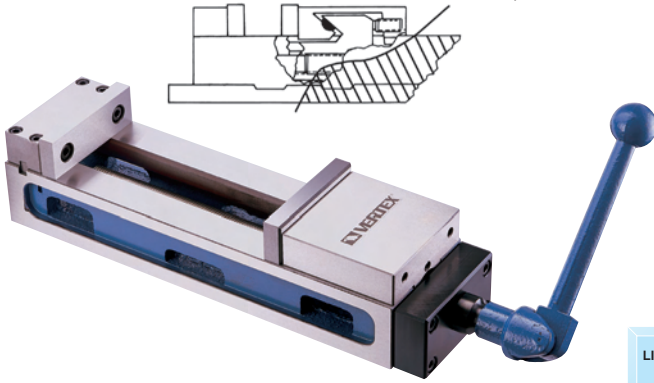


Super Open Ang-Fixed Machine Vise

NEW



- The overall length of this vise is shorter than other similar vises, but keep the more jaw opening. Save space on work table.
- Semi-spherical segment eliminates jaw lifting and workpiece tilting.
- Vise bed flame hardend to HRC up is capable to obtain low weariness and last the high accuracy for long.
- Chip covers is applied on this vise to prevent from chips falling to leadscrew and inside of vise.
- Width 100 mm opened 210 mm super open.



LIGHT DUTY 	JAW DOWNWARD 	MORE SETTING POSITION 	ACCURACY GUARANTEE 0.01/100 MM 0.02/50	TABLE HARDNESS 	BENDING PROOF 	MECHANICAL
-----------------------	-------------------------	----------------------------------	--	---------------------------	--------------------------	-----------------------

ORDER NO.	A	B	C OPEN	D	E	F	L	Max. Clamp Force (kgf)	Weas (kgs)	CODE NO.
VMC-4L	108	98	203	36	62	420	470	450	17.3	4005-095



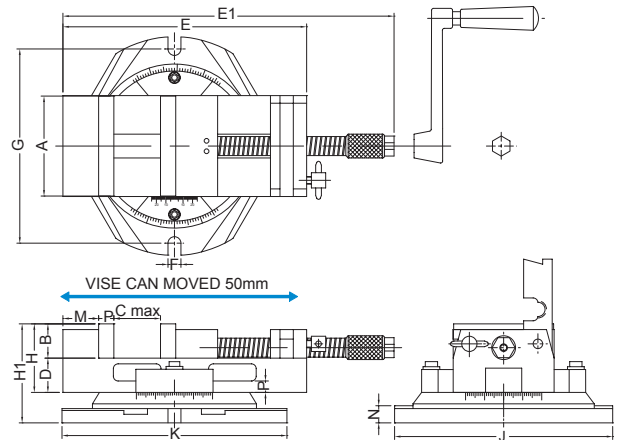
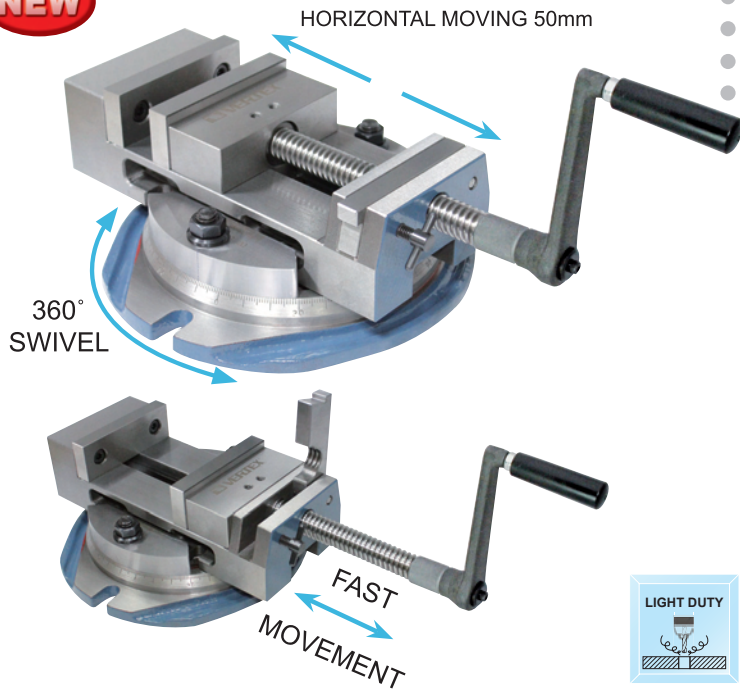
Horizontal Moving Quick Vise



2 WAY MOVING

- Special design, for milling M/C, drilling M/C.
- Easy & quick to find process position.
- For round table drilling machine. If it don't have cross table.
- 360° rotation

NEW



LIGHT DUTY

FAST MOVE

ACCURACY GUARANTEE

0,01/100 MM 0,02/50

TABLE HARDNESS

BENDING PROOF

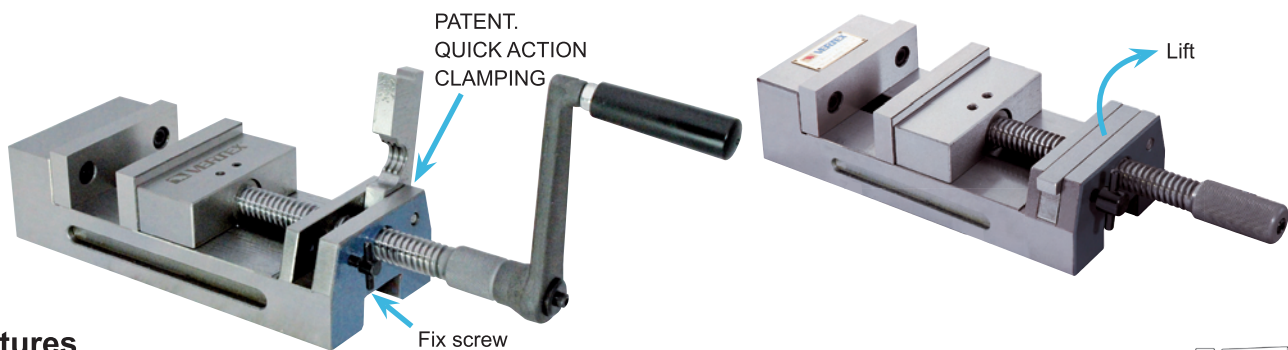
MECHANICAL

patent
PAT.

ORDER NO.	A	B	C max.	D	E	E1	F	G	H	H1	J	K	M	N	P	MAX.Clamp Force kgf	G.W.	CODE NO.
VQW-80	81	34	85	36	230	374	14	214	70	100	242	230	28	30	12	700	13.5	1002-245
VQW-100	105	36	104	36	256	422	16	264	72	106	303	272	37	34	16	800	15.8	1002-246
VQW-130	131	36	125	38	297	490	16	264	74	108	303	272	38	34	29	800	22.7	1002-247


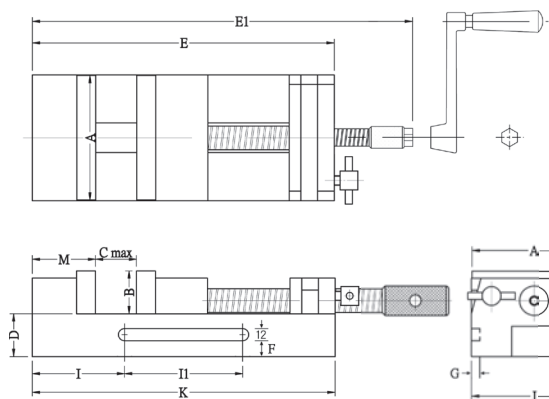


Quick Setting Vise



Features

- Special design for quick clamping. (From the acme thread shaft stationly)
- Quick setting by sliding movement. Big clamping capability.
- Operating very quick and easy, can increase so much working efficiency than you can image.
- Good for short term and massive production or proto type work.
- Suit for milling machine, grinder machine, precision drilling machine using.
- Accurate grounded and assembled.
- Precision cut acme thread, it can get 800kgs high clamping force.
- Horizontal & vertical
- Accuracy 0.02 / 100 mm



LIGHT DUTY

FAST MOVE

ACCURACY GUARANTEE

0,01/100 MM 0,02/50

TABLE HARDNESS

BENDING PROOF

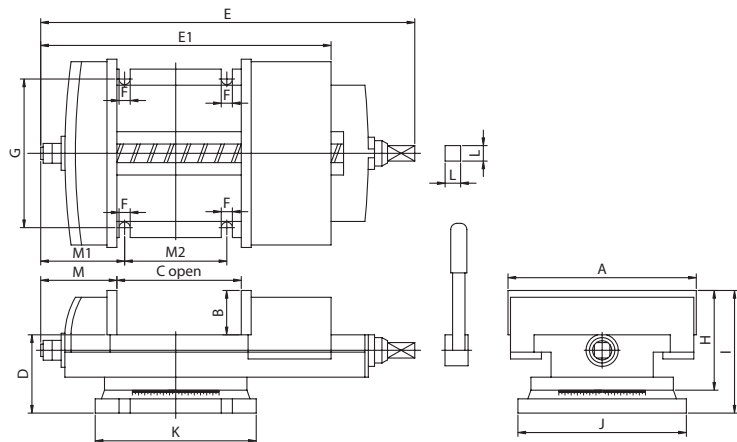
MECHANICAL

patent
PAT.

ORDER NO.	A	B	C max.	D	E	E1	F	G	H	I	I1	J	K	M	MAX.Clamp Force kgf	G.W.	CODE NO.
VQS-3	81	34	85	36	230	374	12	5	70	51	128	82	230	50	700	7	1002-262
VQS-4	105	36	104	36	256	422	12	5	72	54	148	106	256	54	800	9.5	1002-263
VQS-5	131	36	125	38	297	490	13	5	74	59	178	132	297	67	800	14.5	1002-264

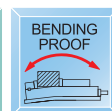


Machine Vise For Shaping & Milling Use



The vise is made of the high tension cast iron, rigidity, large range of clamping spans and more bigger clamping force at press down jaws, especially suitable for the heavy duty cutting and the heavy duty planner milling machine to clamp large workpiece.

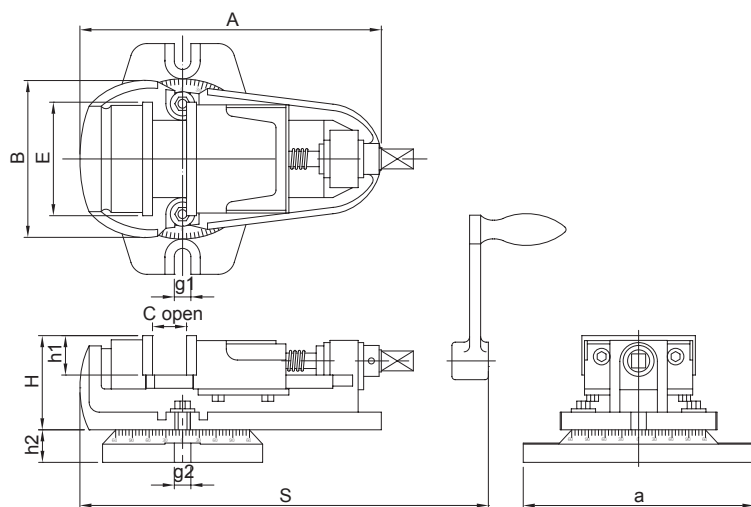

Unit:mm



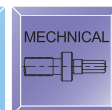
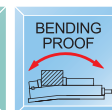
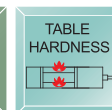
ORDER NO.	A	B	C OPEN	D	E	E1	F	G	H	I	J	K	L	M	M1	M2	Max. Clamp Force (kgf)	G.W. (kgs)	CUFT (cm)	CODE NO.
VSM-12	304	72	290	126	604	560	18	240	161	198	272	260	25	123	135	165	800	84	67x35x23	1002-270
VSM-16	405	96	415	145	763	738	20	292	200	241	336	336	25	135	143	248	1000	142	84x45x27	1002-271
VSM-20	508	95	505	150	902	871	21	288	204	245	336	336	25	169	211	246	1200	200	97x56x28	1002-272



B-Type Milling Vise



- A wider bottom to increase clamping force.
- Groove device to collect cutting oil.
- Full 360° swivel base with line, accurate graduation.
- In order to ensure the accuracy when using it' better that don't put swivel base together



ORDER NO.	A	B	E	H	C OPEN	S	a	h1	h2	g1	g2	Max. Clamp Force (kgf)	G.W. kgs	CODE NO.
VBV-4	270	140	100	79	65	305	212	33	28	12	12	900	13	1002-280
VBV-5	350	180	125	96	100	410	280	37	35	15	15	900	21.5	1002-281
VBV-6	452	218	160	103	132	483	317	48	40	16	16	1000	41	1002-282

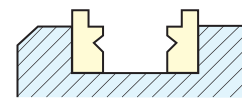



Super Open Drill Vise

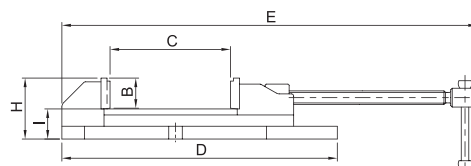
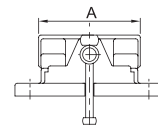
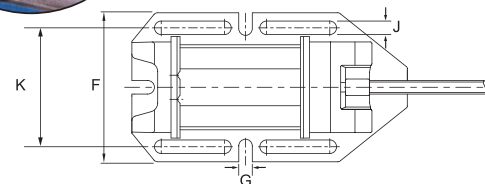


NEW

EURO TYPE



DESIGN FOR THIN & ROUND WORKPIECE



Unit:mm

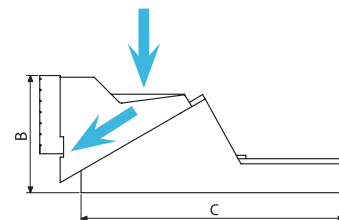
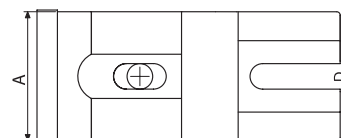


- Big opened.
- Big clamping capacity.
- With prisma jaw for round workpiece.
- For drilling & milling using.



ORDER NO.	A	B	C OPEN	D	E	F	G	H	I	J	K	V	MAX.Clamp Force kgf	G.W. (kgs)	CFT (cm)	CODE NO.
VRV-4	110	32	128	316	471	177	16	73	40	16	144	5-32	450	9.8	32.3 x 13.3 x 12.9	1002-320
VRV-5	135	40	165	366	552	207	16	81	40	16	168	6-40	650	14.0	32.3 x 13.3 x 12.9	1002-321
VRV-6	160	50	218	447	693	227	16	96	45	16	208	7-48	900	25.7	32.3 x 13.3 x 12.9	1002-322



Free Vise

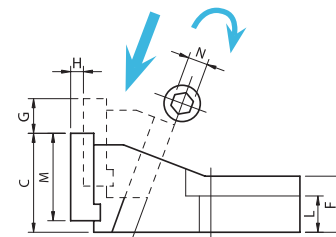
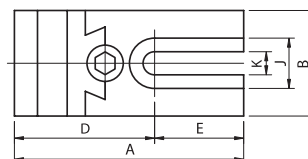



- FV type is light duty.
- Free style clamping For big workpiece.
- Adjustable distance 15mm For clamping.



Unit:mm

ORDER NO.	DIMENSION (WxHxL)	CLAMPING CAPACITY (HxL)	ACCESSORIES BOLT SIZE	MAX.Clamp Force kgf	WEIGHT (kgs/2PCS)	CODE NO.
FV-350	75x67x150mm	140x350mm	M12 x 75L x 2PCS. M12 x 125L x 2PCS	900	7.5	1002-290
FV-450	100x90x200mm	180x450mm	M12 x 75L x 2PCS. M12 x 125L x 2PCS	900	14	1002-291
FV-550	125x120x250mm	250x550mm	M16 x 75L x 2PCS. M16 x 125L x 2PCS	900	23	1002-292



- Free style clamping For big workpiece.
- Heavier duty.
- Adjustable distance 10mm For clamping.



Unit:mm

ORDER NO.	A	B	C	D	E	F	G	H	J	K	L	M	N	MAX.Clamp Force kgf	ACCESSORIES BOLT SIZE	N.W. (kgs)	CODE NO.
SV-62	139	64	59.5	85	54	33.5	21	9	30.5	18	22	52.5	12	1800	M12 x 75L x 4PCS	5.8	1002-293
SV-85	192	86.5	86	115	77	53	24	10	36	18	25.5	59.5	12	1800	M16 x 75L x 4PCS	11	1002-294
SV-125	218	127	84	124	94	51.5	33	18	45.5	20	23.5	73	12	1800	M16 x 75L x 4PCS	21	1002-295

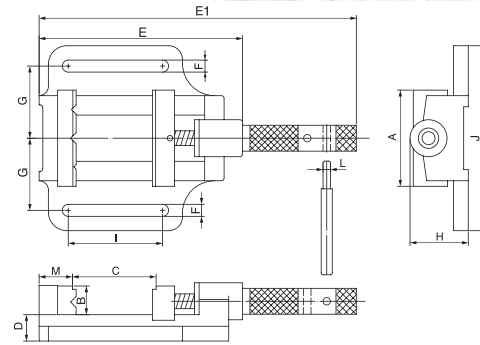
DRILL VISE



Drill Vise



NEW



- Designed with solid structure, main body is made of FC15, assemble a pair of heat treated steel jaws with hardness HRC 45°~50°
- Suitable for clamping work piece on drill press machine & milling machine
- Jaw pair and handle are surface treated by black oxide finish
- Front fixed prismatic jaw with cross V-grooves is designed for clamping work piece firmly in both vertical & horizontal directions




ORDER NO.	A	B	C OPEN	D	E	E1	F	G	H	I	J	L	M	WEIGHT	CODE NO.
DV-85	84	25	85	27	182	287	12	64	56	80	167	8	32	3.5	1015-041
DV-100	104	31	100	28.5	220	343	13	78	63	102	200	8	36	5.7	1015-042
DV-120	132	38	120	32	250	395	14	91	71	127	226	9.5	45	8.2	1015-043

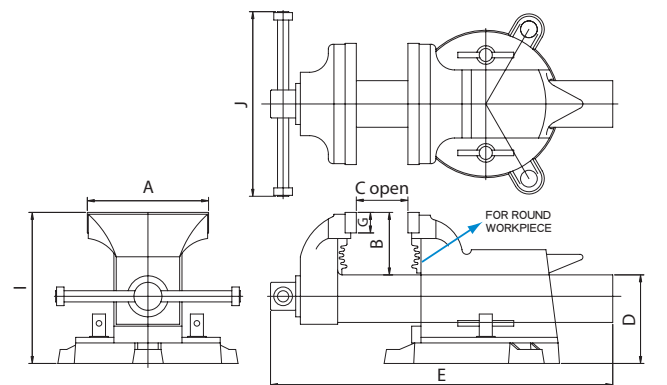


Steel Bench Vise With Base

NEW



360° SWIVING BASE



mm


ORDER NO.	A	B	C OPEN	D	E	G	I	J	Clamp Force (kgf)	WEIGHT (kgs)	CODE NO.
BVV-3	79	51	75	87	280	18	138	178	1300	6	1002-330
BVV-4	104	61	100	87	310	18	148	178	1800	7	1002-331
BVV-5	127	68	125	93	370	22	165	198	2300	10.5	1002-332
BVV-6	154	78	150	108	420	22	183	228	2800	14	1002-333
BVV-8	205	87	200	115	500	22	202	238	3000	18	1002-334
BVV-10	253	100	250	114	570	22	220	263	3000	24	1002-335



Quick Bench Vise

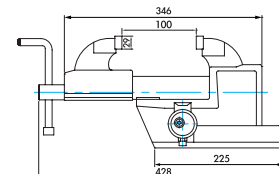
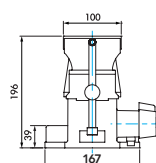
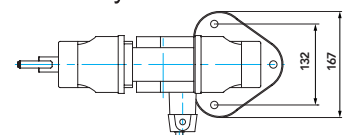
ORDER NO.VQS-40 CODE NO.1002-096

NEW



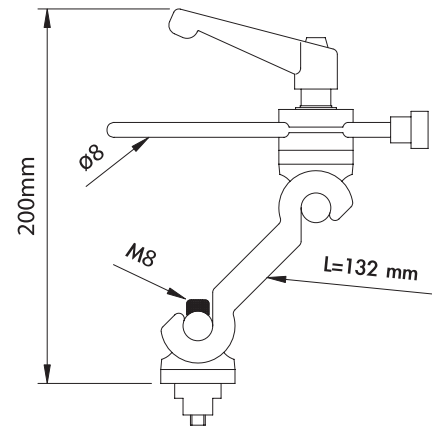
QUICK ACTION HANDLE

- Hardened & Ground Jaw
- Jaw Width 100 mm
- Jaw Height 29 mm
- Opened Capacity 100 mm
- 8 mm Distance of Quick Clamping System
- Can Be Move By Handle & By Quick Action Arm
- Weight: 13.3 kgs





Universal Work Stopper



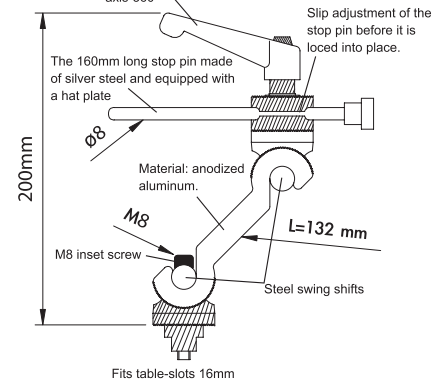
NON TEETH TYPE
ORDER NO. VWS-123
CODE NO. 1002-105
WEIGHT: 0.9kg
T-SLOT: 16mm

TEETH TYPE
ORDER NO. VWS-125
CODE NO. 1002-106
WEIGHT: 1.1kg
T-SLOT: 16mm

ORDER NO.	CODE NO.
VWS-123	1002-105
VWS-125	1002-106

- It is fixed and secured by its rigid serration without skid. (300kg bump is permanent)

The locking lever can be put into different positions around its own axis-360°



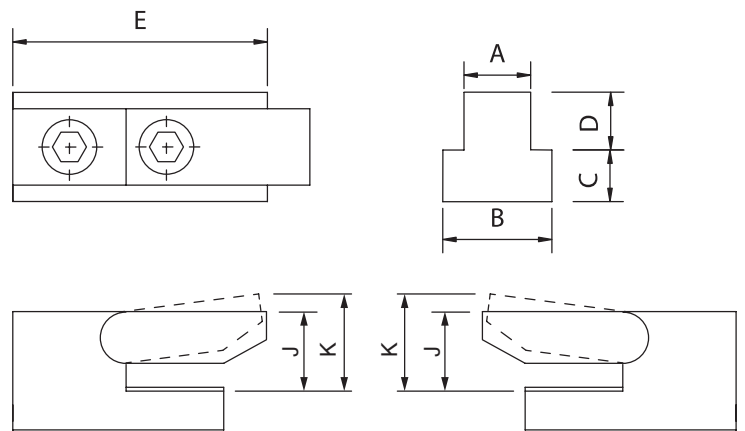
WORK STOPPER





T Slot Clamps

PATENT

For Thin Work Piece



- 1 Set consist of 4 vices.
- For thin or small workpiece.
- Good clamping force.
- Quick setting
- Suit for light duty cutting on the milling drilling / EDM machine.



ORDER NO.	A	B	C	D	E	J	K	N.W.	CODE NO.
CK-3712	11.5	18	7	16	42	16	20	0.6	1002-311
CK-3714	13.5	22	8	18	42	18	22	0.7	1002-312
CK-3716	15.5	25	10	20	45	20	24	0.9	1002-313
CK-3718	17.5	28	11	24	45	24	26	1.1	1002-314
CK-3720	19.5	32	12	26	53	26	28	1.5	1002-315

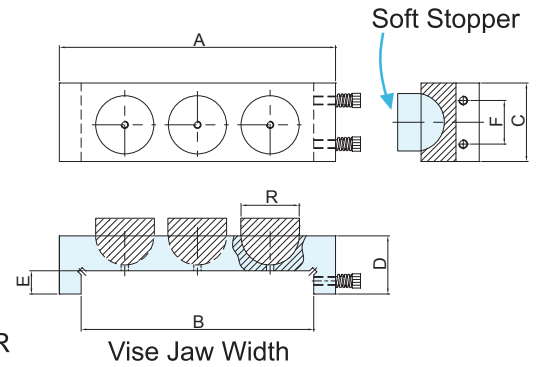


Universal Jaws With Soft Stopper

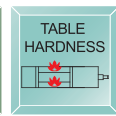
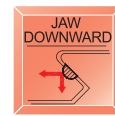


SOFT JAW

NEW





- The soft stopper can for cutting short, cutting shape, cutting taper.....etc.
- Semi-sphere ball enables down press force.
- For irregular workpiece.
- Easy setting, put on the moving jaw. B is vise jaw width.



ORDER NO.	A	B	C	D	R	WEIGHT kgs	CODE NO.
VWSJ-R100	145	100-110mm	49	38	40		1002-174
VWSJ-R130	175	125-140mm	49	39	40		1002-175
VWSJ-R160	190	150-160mm	54	40	40		1002-176
VWSJ-R200	245	200-210mm	76	42	40		1002-177



Universal Vise Jaws With Work Stopper



For Fixed On The Vise Jaw

- 4 FOR THE JAW WIDTH 100-110mm
- 5 FOR THE JAW WIDTH 125-140mm
- 6 FOR THE JAW WIDTH 150-160mm
- 8 FOR THE JAW WIDTH 200-210mm

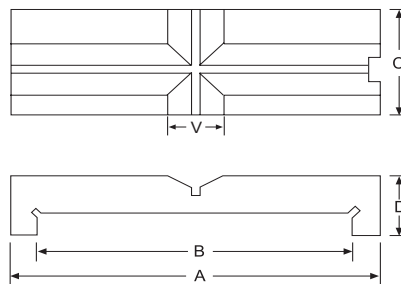
ORDER NO.

VWSJ-□ — VISE JAW SIZE

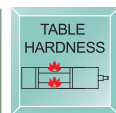
Extension clamping capacity:
vise jaw width 30-45mm
vise jaw height 7-15mm

ORDER NO. VWSJ-4, 5, 6, 8

- Can be fixed on any vise jaw by the two screws on the side.
- One jaw in multiple- function features.
- V-type jaw can fix round workpiece at horizontal and vertical position.
- Can be performed as work stopper.
- Quick, save your time.



V CLAMPING CAPACITY	
HORIZONTAL V	VERTICAL V
Ø50	Ø60
Ø50	Ø60
Ø60	Ø60
Ø80	Ø80



ORDER NO.	A	B	C	D	V	WEIGHT kgs	CODE NO.
VWSJ-4	145	110	49	38	32	1.6	1002-170
VWSJ-5	175	140	49	39	32	1.7	1002-171
VWSJ-6	190	160	53	40	32	2	1002-172
VWSJ-8	245	210	76	42	32	4.2	1002-173



Prisma Jaw



ORDER NO.
 VWS-VK-4.5.6.8 VWS-VHO-5, 6, 8
 VWS-VA-4.5.6.8 VWS-VW-3.4.5
 VWS-VH-4.5.6.8 VWS-VMC-4.6
 VWS-VJ-400.500.600 VWS-VQS-3.4.5

V CLAMPING CAPACITY	
HORIZONTAL V	VERTICAL V
Ø25	Ø25
Ø25	Ø25
Ø30	Ø30
Ø40	Ø40

ORDER NO.	kgs	CODE NO.
VWS-VK-4	0.26kg	1002-110
VWS-VK-5	0.36kg	1002-111
VWS-VK-6	0.46kg	1002-112
VWS-VK-8	1.16kg	1002-113

ORDER NO.	kgs	CODE NO.
VWS-VW-3	0.21kg	1002-120
VWS-VW-4	0.36kg	1002-121
VWS-VW-5	0.44kg	1002-122

ORDER NO.	kgs	CODE NO.
VWS-VA-4	0.4kg	1002-130
VWS-VA-5	0.51kg	1002-131
VWS-VA-6	0.96kg	1002-132
VWS-VA-8	1.76kg	1002-133

ORDER NO.	kgs	CODE NO.
VWS-VMC-4	0.35kg	1002-140
VWS-VMC-6	0.4kg	1002-141

ORDER NO.	kgs	CODE NO.
VWS-VHO-5	0.7kg	1002-145
VWS-VHO-6	1kg	1002-146
VWS-VHO-8	1.65kg	1002-147

ORDER NO.	kgs	CODE NO.
VWS-VJ-400	0.36kg	1002-163
VWS-VJ-500	0.58kg	1002-164
VWS-VJ-600	0.9kg	1002-165

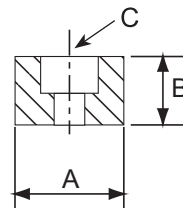

ORDER NO.	kgs	CODE NO.
VWS-VH-4	0.44kg	1002-150
VWS-VH-5	0.70kg	1002-151
VWS-VH-6	0.88kg	1002-152
VWS-VH-8	1.78kg	1002-153

ORDER NO.	kgs	CODE NO.
VWS-VQS-3	0.3kg	1002-160
VWS-VQS-4	0.42kg	1002-161
VWS-VQS-5	0.51kg	1002-162

SCREW GUIDE BLOCK



Thread Rod Guide Block



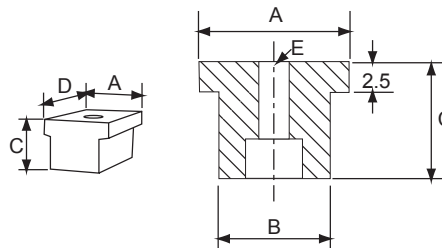

- For quick vise setup
- Multi - Purpose
- 4 PCS / SETS
- Match vise with Machine table slot
- Material: S45C

For vise

ORDER NO.	A	-0.01 -0.08	B	C For	D	WEIGHT kgs	CODE NO.
12TO12	12		10	M4	20	0.07	1002-370
14TO14	14		10	M5	20	0.07	1002-371
16TO16	16		10	M6	22	0.09	1002-372
18TO18	18		12	M6	22	0.13	1002-373
20TO20	20		12	M6	24	0.20	1002-374



Thread Rod Guide Block



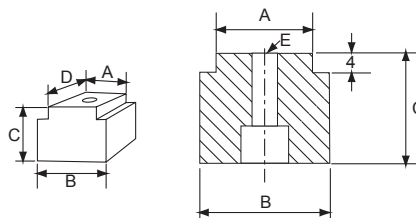

- For quick vise setup
- Multi - Purpose
- 4 PCS / SETS
- Material: S45C

For vise

ORDER NO.	A	-0.01 -0.08	B	-0.01 -0.08	C	D	E	WEIGHT kgs	CODE NO.
16TO14	16		14		14	20	M6	0.10	1002-350
18TO14	18		14		16	20	M6	0.12	1002-351
18TO16	18		16		16	20	M6	0.13	1002-352



Thread Rod Guide Block



- For quick vise setup
- Multi - Purpose
- 4 PCS / SETS
- Material: S45C

For vise

ORDER NO.	A	-0.01 -0.08	B	-0.01 -0.08	C	D	E	WEIGHT kgs	CODE NO.
14TO16	14		16		14	20	M5	0.12	1002-361
14TO18	14		18		16	20	M5	0.13	1002-362
16TO18	16		18		16	20	M6	0.15	1002-363



52-PCS Steel Clamping Kit



58 PCS/SET

Specifications


Inch Size

ORDER NO.	Table Slot	Stud Size	G.W. kg	Meas. CFT	CODE NO.
CK-103A	7/16"	3/8"-16w	6.5	(C) 0.8	1003-009
CK-103B	1/2"		6.5		1003-010
CK-104A	9/16"	1/2"-12w 1/2"-13UNC	9.7	(C) 1.0	1003-011
CK-104B	5/8"		10.4		1003-012
CK-105A	11/16"	5/8"-11w	12.5	(C) 1.5	1003-013
CK-105B	3/4"		11.8		1003-014
CK-206	7/8"	3/4"-10w	26.5	2.0	1003-015

Metric Size

ORDER NO.	Table Slot	Stud Size	G.W. kg	Meas. CFT	CODE NO.
CK-08	10	M8-1.25P	7.4	(C) 0.8	1003-001
CK-10	12	M10-1.5P	7.6		1003-002
CK-12A	14	M12-1.75P	9.4	(C) 1.0	1003-003
CK-12B	15.7		9.5		1003-004
CK-14	16	M14-2.0P	11.1	(C) 1.5	1003-005
CK-16	18	M16-2.0P	12.6		1003-006
CK-18	20	M18-2.5P	25.3	(C) 1.6	1003-007
CK-20	22	M20-2.5P	27	(C) 2.0	1003-008

- Heat treated steel black oxide finish.
- Block size 1" (25mm). Set in plastic rack consists of:
 - 24 PCS Studs (4 EACH, 3/4/5/6/7/8 inches or 75/100/125/150/175/200mm.)
 - 6 PCS T-Nuts
 - 4 PCS Coupling Nuts
 - 6 PCS Flange Nuts
 - 6 PCS Step Clamps
 - 6 PCS Step Blocks
- CK-18, CK-20, CK-206, Pack in No Plastic Tray.
- The parts of every specification all can be purchased individually.

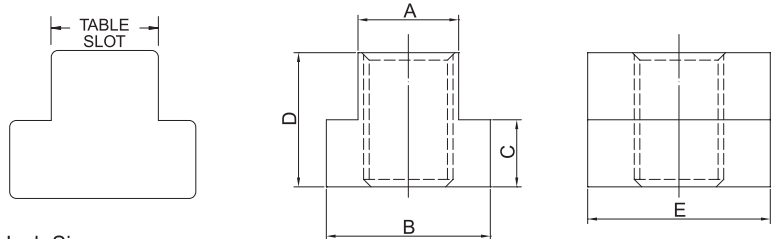



CK-20



Individually Parts T-Slot Nut

HRC 34°



Inch Size

ORDER NO.	Table Slot	Thread Size	A	B	C	Length	WEIGHT (kg)	CODE NO.
3412I	3/8	5/16	11/32	5/8	1/2	7/8	0.023	1003-179
3413I	7/16	3/8-16	11/16	7/32	1/2	7/8	0.023	1003-180
3423I	1/2		7/8	9/32	1/2	7/8	0.032	1003-181
3433I	9/16	1/2-12 1/2-13	7/8	11/32	5/8	1-1/8	0.048	1003-182
3414I	9/16		7/8	11/32	5/8	1-1/8	0.048	1003-183
3424I	5/8	5/8-11	1	11/32	5/8	1-1/8	0.06	1003-184
3434I	11/16		1-1/8	7/16	3/4	1-1/4	0.087	1003-185
3415I	11/16	3/4-10	1-1/8	7/16	3/4	1-1/4	0.087	1003-186
3425I	3/4		1-1/4	15/32	3/4	1-1/4	0.102	1003-187
3435I	13/16	1-5/8	1-1/4	9/16	1	1-1/2	0.142	1003-188
3416I	13/16		1-1/4	9/16	1	1-1/2	0.142	1003-189
3426I	7/8	1-5/8	1-1/2	9/16	1	1-1/2	0.175	1003-190
3436I	1		1-5/8	5/8	1	1-3/4	0.2	1003-191
3446I	1-1/16	1-5/8	1-5/8	11/16	1-1/2	2	0.23	1003-192
3417I	1		7/8-9	1-5/8	5/8	1	1-1/2	0.21
3418I	1-1/16	1-8	1-5/8	11/16	1-1/2	2	0.25	1003-194

Metric Size

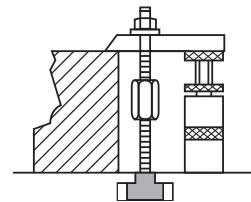
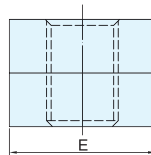
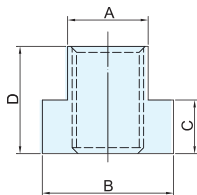
ORDER NO.	Table Slot	Thread Size	A	B	C	D	E	CODE NO.
3412M	10	M8	9.7	16	6	12	22	1003-020
3423M	12	M10	11.7	18	7	14	22	1003-021
3414M	14	M12	13.7	22	8	16	28	1003-022
A3424M	16	M12	15.7	25	8	16	28	1003-023
B3424M	16	M14	15.7	25	8	16	28	1003-024
3415M	18	M16	17.7	28	11	20	32	1003-025
3416M	20	M18	19.7	32	12	24	38	1003-026
3417M	22	M20	21.7	35	14	28	38	1003-027
3418M	28	M24	27.7	44	18	36	38	1003-028





38-pcs Stud & Nut KIT



NEW!



6 pcs T-Slot Nut 4 pcs Flange Nut 4 pcs Coupling Nut 24 pcs Stud (4 EACH, 75/100/125/150/175/200 mm)



Metric Size

ORDER NO.	Table slot	Thread size	A	B	C	D	E	Weight (kg)	CODE NO.
VCK-1012	12	M10	11.7	18	7	14	22	3.0	1003-251
VCK-1214	14	M12	13.7	22	8	16	28	4.0	1003-252
VCK-1216	16	M12	15.7	25	8	16	28	4.0	1003-253
VCK-1416	16	M14	15.7	25	8	16	28	5.0	1003-254
VCK-1618	18	M16	17.7	28	11	19	31	6.5	1003-255

- Heat treated steel black oxide finish.
- Set consists of:
38 pcs Assembly

COUPLING NUT



PLAIN CLAMPS & JACKS SETS

NEW!



PLAIN CLAMPS

M12

6214x2pcs
6224x2pcs
6234x2pcs

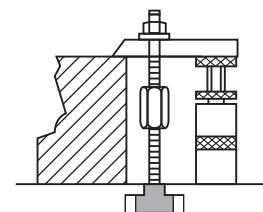


M16

6215x2pcs
6225x2pcs
6235x2pcs



JACKS SETS



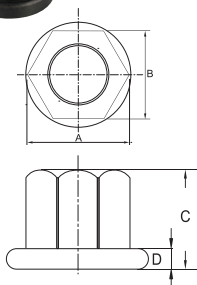
Metric Size

ORDER NO.	Thread size	Plain Clamps	JACKS	Adjustable Capacity	Weight (kg)	CODE NO.
VCK-1264	M12	64x28x12x2ps 100x32x19x2ps 150x32x22x2ps	VSJ-70Ax2ps	60-90mm	4.2	1003-271
			VSJ-150Ax2ps	90-140mm		
VCK-1665	M16	64x32x16x2ps 100x38x19x2ps 150x38x22x2ps	VSJ-70Ax2ps	65-90mm	4.5	1003-272
			VSJ-150Ax2ps	90-140mm		



Flange Nut

HRC 34°



Metric Size

ORDER NO.	Thread	A	B (Mm)	C	D	Weight (kg)	CODE NO.
4512	M8x1.25	19	13	8	2	0.013	1003-050
4513	M10x1.5	22	17	12	4	0.023	1003-051
4514	M12x1.75	28	19	17	5	0.043	1003-052
4514M	M14x2.0	28	22	17	5	0.047	1003-053
4515	M16x2.0	35	26	20	6	0.087	1003-054
4516	M18x2.5	40	32	25	6	0.10	1003-055
4517	M20x2.5	40	32	25	6	0.092	1003-056
4518	M24x3.0	50	41	32	6	0.3	1003-057

Inch Size

ORDER NO.	Thread	A	B (Mm)	C	D	Weight (kg)	CODE NO.
4512I	5/16-18	19	14	9	2	0.013	1003-050I
4513I	3/8-16	22	17	12	4	0.023	1003-051I
4514I	1/2-12NC 1/2-13NC	28	19	17	5	0.043	1003-052I
4515I	5/8-11	35	26	20	6	0.087	1003-054I
4516I	3/4-10	40	32	25	6	0.092	1003-055I
4517I	7/8-9	40	32	25	6	0.12	1003-056I
4518I	1-8	50	40	32	6	0.12	1003-057I



Clamping Studs

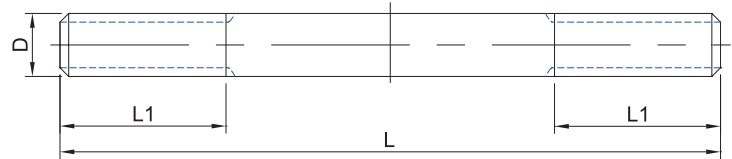



HRC 27°

Heat Treated Steel

Studs

Black Oxide Finished



Metric Size

ORDER NO.	D	L	L1	WEIGHT (kgs)	CODE NO.
1323M	M8x1.25P	75	30	0.023	1003-071
1324M		100	40	0.03	1003-072
1325M		125	40	0.04	1003-073
1326M		150	40	0.05	1003-074
1327M		175	40	0.06	1003-075
1328M		200	40	0.07	1003-076
1333M	M10x1.5P	75	30	0.04	1003-081
1334M		100	40	0.05	1003-082
1335M		125	40	0.06	1003-083
1336M		150	40	0.07	1003-084
1337M		175	40	0.09	1003-085
1338M	200	40	0.10	1003-086	
1343M	M12x1.75P	75	30	0.06	1003-091
1344M		100	40	0.07	1003-092
1345M		125	40	0.09	1003-093
1346M		150	40	0.11	1003-094
1347M		175	40	0.13	1003-095
1348M	200	40	0.15	1003-096	
1343MA	M14x2.0P	75	30	0.07	1003-101
1344MA		100	40	0.10	1003-102
1345MA		125	40	0.13	1003-103
1346MA		150	40	0.15	1003-104
1347MA		175	40	0.18	1003-105
1348MA	200	40	0.20	1003-106	
1353M	M16x2.0P	75	30	0.09	1003-111
1354M		100	45	0.13	1003-112
1355M		125	45	0.16	1003-113
1356M		150	45	0.19	1003-114
1357M		175	45	0.23	1003-115
1358M		200	45	0.25	1003-116
13510M		250	45	0.31	1003-117
13512M		300	45	0.38	1003-118
1363M	M18x2.5P	75	30	0.12	1003-120
1364M		100	40	0.16	1003-121
1365M		125	45	0.20	1003-122
1366M		150	45	0.25	1003-123
1367M		175	45	0.30	1003-124
1368M		200	45	0.32	1003-125
13610M		250	50	0.40	1003-126
13612M		300	50	0.50	1003-127
1373M	M20x2.5P	75	30	0.15	1003-140
1374M		100	40	0.20	1003-141
1375M		125	45	0.25	1003-142
1376M		150	45	0.30	1003-143
1377M		175	45	0.35	1003-144
1378M		200	45	0.40	1003-145
13710M		250	50	0.50	1003-146
13712M		300	50	0.65	1003-147
1384M	M24x3.0P	100	40	0.25	1003-150
1385M		125	45	0.35	1003-151
1386M		150	45	0.45	1003-152
1387M		175	45	0.53	1003-153
1388M		200	45	0.60	1003-154

OPERATING TORQUE FOR

TUNT. FLANGE NUT. SCREW	
SCREW SIZE	TORQUE(NM)
M3	1.1
M4	2.4
M5	4.8
M6	8.4
M8	21
M10	42
M12	72
M16	180
M20	352
M24	564

Inch Size

ORDER NO.	D	L	L1	WEIGHT (kgs)	CODE NO.
1333I	3/18-16	3"	30	0.04	1003-081I
1334I		4"	40	0.05	1003-082I
1335I		5"	40	0.06	1003-083I
1336I		6"	40	0.07	1003-084I
1337I		7"	40	0.09	1003-085I
1338I		8"	40	0.10	1003-086I
1343I	1/2-12 1/2-13	3"	30	0.06	1003-091I
1344I		4"	40	0.07	1003-092I
1345I		5"	40	0.09	1003-093I
1346I		6"	40	0.11	1003-094I
1347I		7"	40	0.13	1003-095I
1348I	8"	40	0.15	1003-096I	
1353I	5/8-11	3"	30	0.09	1003-111I
1354I		4"	40	0.13	1003-112I
1355I		5"	40	0.16	1003-113I
1356I		6"	40	0.19	1003-114I
1357I		7"	40	0.23	1003-115I
1358I		8"	40	0.25	1003-116I
13510I		10"	45	0.31	1003-117I
13512I		12"	45	0.38	1003-118I
1363I	3/4-10	3"	30	0.12	1003-120I
1364I		4"	40	0.16	1003-121I
1365I		5"	45	0.20	1003-122I
1366I		6"	45	0.25	1003-123I
1367I		7"	45	0.30	1003-124I
1368I		8"	45	0.32	1003-125I
13610I		10"	50	0.40	1003-126I
13612I		12"	50	0.50	1003-127I
13614I	14"	50	0.62	1003-128I	
13616I	16"	50	0.75	1003-129I	
13618I	18"	50	0.87	1003-130I	
13620I	20"	50	1.00	1003-131I	
1373I	7/8-9	3"	30	0.183	1003-140I
1374I		4"	45	0.25	1003-141I
1375I		5"	45	0.30	1003-142I
1376I		6"	45	0.40	1003-143I
1377I		7"	45	0.45	1003-144I
1378I	8"	45	0.50	1003-145I	
1384I	1"-8	4"	45	0.25	1003-150I
1385I		5"	45	0.35	1003-151I
1386I		6"	45	0.45	1003-152I
1387I		7"	45	0.53	1003-153I
1388I		8"	45	0.60	1003-154I



Coupling Nut



HRC 34°

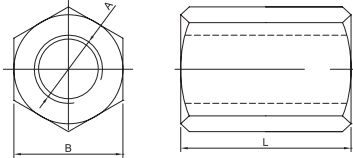


Metric Size

ORDER NO.	A Thread	B Parallel	L Length	Weight (kg)	CODE NO.
2612M	M8x1.25	13	22	0.033	1003-060
2613M	M10x1.5	17	25	0.035	1003-061
2614M	M12x1.75	21	32	0.065	1003-062
2614M-1	M14x2.0	21	32	0.06	1003-063
2615M	M16x2.0	26	40	0.128	1003-064
2616M	M18x2.5	32	48	0.228	1003-065
2617M	M20x2.5	32	48	0.208	1003-066
2618M	M24x3.0	41	64	0.51	1003-067

Inch Size

ORDER NO.	A Thread	B Parallel	L Length	Weight(kg)	CODE NO.
2613I	3/8-16	11/16	1	0.035	1003-061I
2614I	1/2-12 1/2-13	7/8	1-1/4	0.07	1003-062I
2615I	5/8-11	1-1/16	1-5/8	0.128	1003-064I
2616I	3/4-10	1-1/4	1-7/8	0.22	1003-065I
2617I	7/8-9	1-1/4	1-7/8	0.29	1003-066I
2618I	1-8	1-5/8	2-1/2	0.46	1003-067I

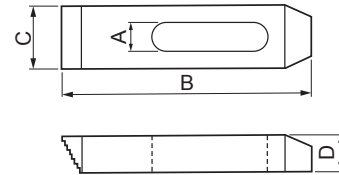
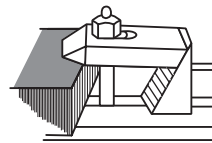



STEP CLAMP



Step Clamp

HRC 37°



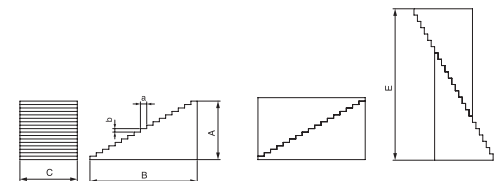
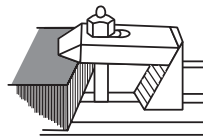

Metric Size

ORDER NO.	Bolt Size	A slot	B Length	C Width	D Thickness	Weight (kg)	CODE NO.
6113	M8 or M10	11	64	25	12	0.11	1003-030
6123	M8 or M10		100	25	16	0.26	1003-031
6133	M8 or M10		150	28	19	0.48	1003-032
6214	M12	15	64	28	12	0.125	1003-033
6224	M12		100	32	19	0.31	1003-034
6234	M12		150	32	22	0.59	1003-035
6215	M16	18	64	32	16	0.16	1003-036
6225	M16		100	38	19	0.39	1003-037
6235	M16		150	38	22	0.71	1003-038
6316	M20 or M18	20	100	38	19	0.36	1003-039
6326	M20 or M18		150	38	25	0.73	1003-040
6336	M20 or M18		200	44	28	1.44	1003-041
6417	M24	26	150	50	32	1.15	1003-042
6427	M24		200	50	35	2	1003-043
6437	M24		250	50	38	2.67	1003-044



Step Block

HRC 37°



ORDER NO.	A	B	C	E	a	b	CODE NO.
5114	19	30	25	45	3.1	1.8	1003-170
5124	30	47	25	70	3.1	1.8	1003-171
5134	59	97	25	147	3.1	1.8	1003-172
5114B	19	30	32	45	3.1	1.8	1003-170B
5124B	30	47	32	70	3.1	1.8	1003-171B
5134B	59	97	32	147	3.1	1.8	1003-172B
5215	39	59	38	87	3.1	1.8	1003-173
5225	61	97	38	147	3.1	1.8	1003-174
5235	86	140	38	210	3.1	1.8	1003-175



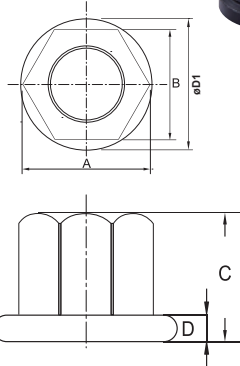
Flange Nut

DIN 6331 STANDARD



By machine process.
With turned & milled
Heat treated and oxide fines
HRC 34°

NEW



Metric Size

ORDER NO.	Thread	A	B	C	D	ØD1	Weight (kg)	CODE NO.
CFN0814	M8 X 1.25	15.55	14	13	3	19	0.015	1003-159
CFN1017	M10 X 1.5	18.90	17	15	4	22	0.02	1003-160
CFN1219	M12 X 1.75	21.10	19	18	4	25	0.03	1003-161
CFN1422	M14 X 2.0	24.50	22	21	4.5	28	0.04	1003-162
CFN1624	M16 X 2.0	26.80	24	24	5	31	0.06	1003-163
CFN1827	M18 X 2.5	30.10	27	27	5	34	0.09	1003-164



C-Clamp Cast Steel

NEW

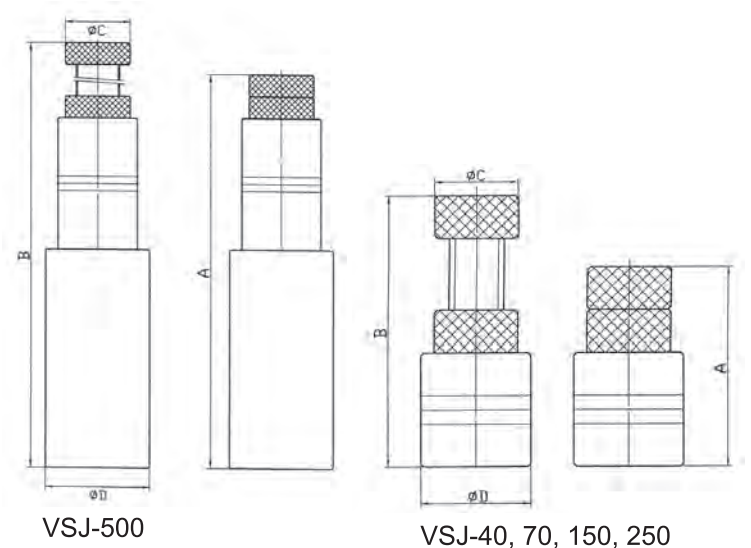


ORDER NO.	MAX. OPEN	THROAT DEPTH	LxW	WEIGHT (kgs)	CODE NO.
VCL-2C	1-7/8"	1-7/8"	120x84mm	0.22	1003-210
VCL-3C	2-3/4"	2"	163x91mm	0.38	1003-211
VCL-4C	3-7/8"	2-1/2"	195x102mm	0.59	1003-212
VCL-6C	6"	3-1/2"	270x127mm	1.18	1003-213
VCL-8C	7-3/8"	4-1/2"	345x161mm	1.75	1003-214



Screw Jack

- Work clamping
- Material: S45C
- Support heavy weight



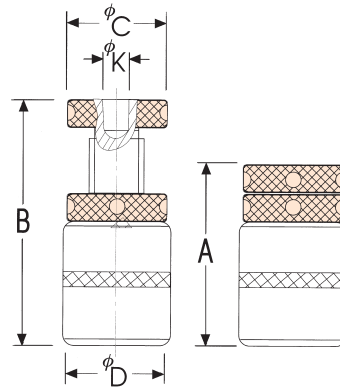
ORDER NO.	ADJUSTABLE CAPACITY	A	B	C	ØD	ALLOWED LOAD KN	K.G.	CODE NO.
VSJ-40	40-50mm	40	52	30	40	30	0.3	1014-000
VSJ-50	51-65mm	51	65	35	40	30	0.5	1014-005
VSJ-70	65-90mm	65	95	28	38	30	0.4	1014-001
VSJ-150	90-140mm	88	140	40	50	30	1.1	1014-002
VSJ-250	140-230mm	135	230	45	55	30	2.3	1014-003
VSJ-500	265-360mm	265	360	45	72	30	4.6	1014-004



Thread Rod Jack With Magnet



- Cross type fixture gives best positioning.
- Built-in magnets designed, easy to clean chips.
- Height adjuster



MAGNET

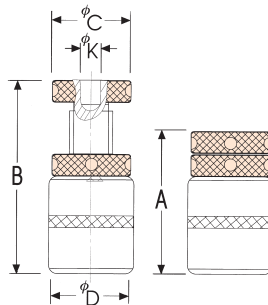
ORDER NO.	A	B	C	D	K	ALLOWED LOAD KN	K.G.	CODE NO.
VSJM-50	42	47	35	40	11.5	30	0.4	1014-010
VSJM-70	51	65	35	40	11.5	30	0.5	1014-011
VSJM-85	67	87	40	45	11.5	30	0.7	1014-012
VSJM-110	86	116	40	45	11.5	30	0.8	1014-013
VSJM-165	110	170	45	50	11.5	30	1.4	1014-014

SCREW JACK



Thread Rod Jack Set

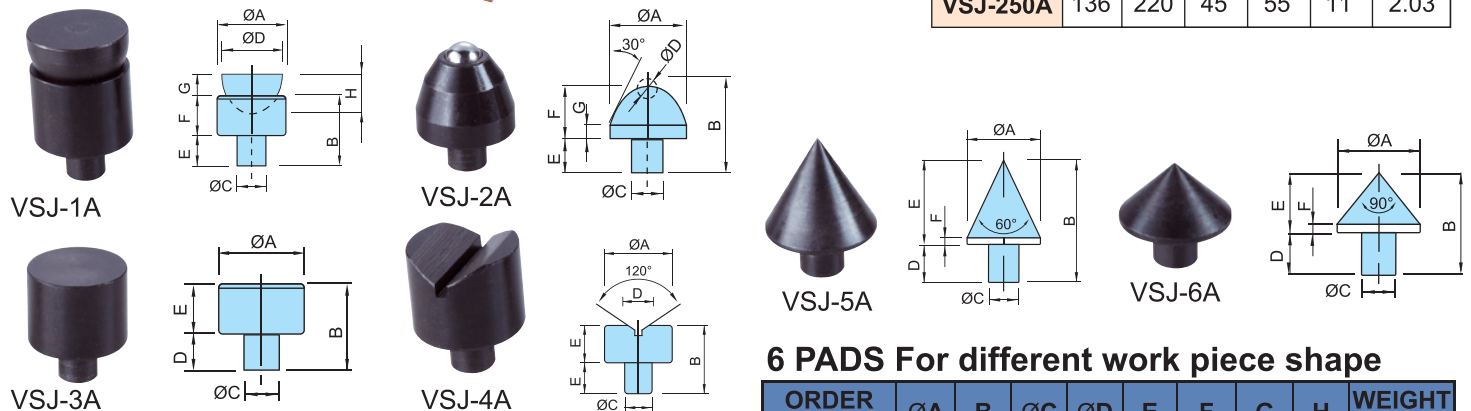
NEW



- SUITABLE FOR IRREGULAR WORKPIECE. RAPID SETTING & FIXED.
- WORK CLAMPING & SUPPORT.
- HEIGHT ADJUSTER

ORDER NO.	A	B	ØC	ØD	ØK	WEIGHT K.G.
VSJ-70A	65	90	28	38	11	0.4
VSJ-150A	88	140	40	50	11	1.06
VSJ-250A	136	220	45	55	11	2.03

PADS:



6 PADS For different work piece shape

ORDER NO.	SET INCLUDING		WEIGHT K.G.	CODE NO.
	JACKS	PARTS EACH ONE		
VSJ-A	VSJ-70A x 2 VSJ-150A x 2	VSJ-1A, VSJ-2A, VSJ-3A VSJ-4A, VSJ-5A, VSJ-6A	4.0	1014-020
VSJ-B	VSJ-150A x 2 VSJ-250A x 2	VSJ-1A, VSJ-2A, VSJ-3A VSJ-4A, VSJ-5A, VSJ-6A	7.5	1014-021

ORDER NO.	ØA	B	ØC	ØD	E	F	G	H	WEIGHT K.G.
VSJ-1A	25	30	11	19	10	20	7	11.5	0.1
VSJ-2A	25	34	11	9.5	10	20	6		0.07
VSJ-3A	25	30	11	10	20				0.08
VSJ-4A	25	30	11	15	10	20			0.08
VSJ-5A	25	33	11	10	23	2			0.04
VSJ-6A	25	34	11	10	14	2			0.03




Ground Parallels

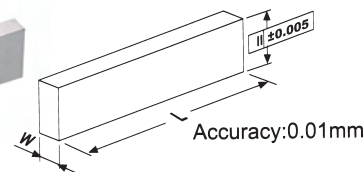


ORDER NO.VP-100 CODE NO.1004-001

To provide more convenient processing for milling vise.



- Hardness: HRC 48°-53°
- Accuracy: 0.01mm
- Process: Four-side ground
- 1 set includes 18 pcs
- Packed by plastic case, G.W.: 11.7 kgs, Meas: 0.3 CFT.
- Dimension: 390x292x84mm



Unit:mm

BODY SIZE	CLAMP SIZE
WxHxLxPcs	AxBxCxLxPcs
5x16x100x2	15x31x2.5x200x2
6x18x100x2	
8x24x100x2	
10x30x100x2	
12x36x150x2	
14x48x150x2	
18x60x150x2	
22x62x150x2	




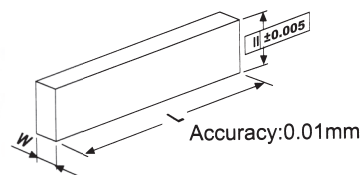
Ground Parallels

ORDER NO.VP-118A CODE NO.1004-010

8.5mm WIDTH, 5.8kgs



- Hardness: HRC 48°-53°
- MADE OF HIGH GRADE ALLOY STEEL HARDENED AND GROUND.
- Dimension: 290x228x80mm



Unit:mm

WxHxLxPcs	
8.5x14x150x2	8.5x32x150x2
8.5x16x150x2	8.5x36x150x2
8.5x20x150x2	8.5x40x150x2
8.5x24x150x2	8.5x44x150x2
8.5x30x150x2	

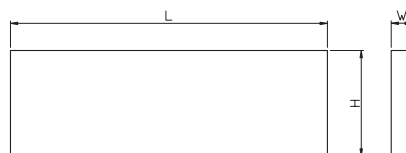


Ground Parallels

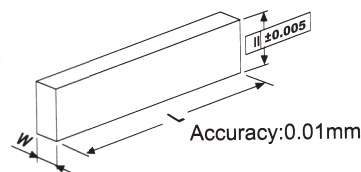
ORDER NO.VP-128A CODE NO.1004-020

28 PCS/SET 10.7kgs

VP-128A 10mm WIDTH



- Hardness: HRC 48°-53°
- MADE OF HIGH GRADE ALLOY STEEL HARDENED AND GROUND.
- Dimension: 390x292x82mm



Unit:mm

WxHxLxPcs	
10x14x150x2	10x28x150x2
10x16x150x2	10x30x150x2
10x18x150x2	10x32x150x2
10x20x150x2	10x35x150x2
10x22x150x2	10x40x150x2
10x24x150x2	10x45x150x2
10x26x150x2	10x50x150x2



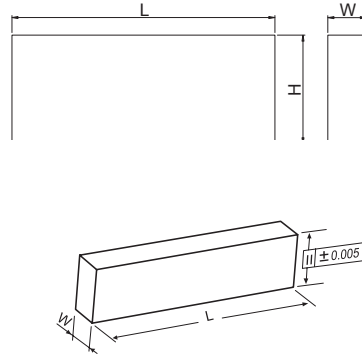
Precision Parallels



ORDER NO.VP-136 CODE NO.1004-030

To provide more convenient processing for milling vise

- Hardness: HRC 48°-53°



ACCURACY:0.01mm

WIDTH 8.0mm

36 PCS/SET 12.3kgs

Unit:mm

WxHxLxPcs	
8x16x150x2	8x34x150x2
8x18x150x2	8x36x150x2
8x20x150x2	8x38x150x2
8x22x150x2	8x40x150x2
8x24x150x2	8x42x150x2
8x26x150x2	8x44x150x2
8x28x150x2	8x46x150x2
8x30x150x2	8x48x150x2
8x32x150x2	8x50x150x2

- Dimension: 390x292x82mm

PRECISION PARALLELS

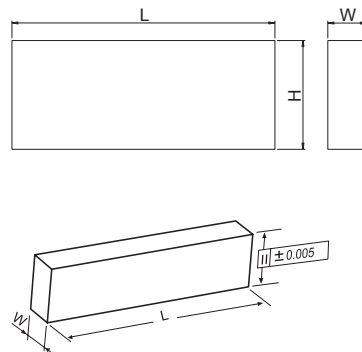


VP-018 Thin Type Parallels Set

ORDER NO.VP-018 CODE NO.1004-040

3Wx150Lx20 PCS/SET

- Hardness: HRC 48°-53°



G.W. 2.5kgs.

ACCURACY: 0.01mm

THICKNESS 1/8" ≒ 3mm

WxHxLxPcs	WxHxLxPcs
3x13x150x2	3x28x150x2
3x16x150x2	3x31x150x2
3x19x150x2	3x35x150x2
3x22x150x2	3x38x150x2
3x25x150x2	3x41x150x2

- Dimension: 290x230x73mm

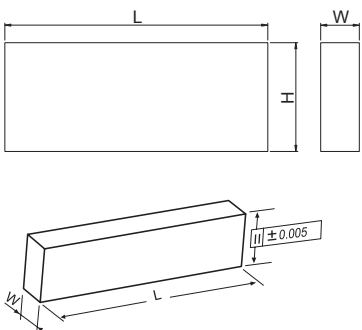


VP-163 Precision Parallels

ORDER NO.VP-163 CODE NO.1004-050

5Wx150Lx8 PCS/SET

- Hardness: HRC 48°-53°



G.W. 1.7kgs.

ACCURACY: 0.01mm

THICKNESS 3/16" ≒ 5mm

WxHxLxPcs
5x25x150x2
5x31x150x2
5x38x150x2
5x44x150x2

- Dimension: 175x85x55mm



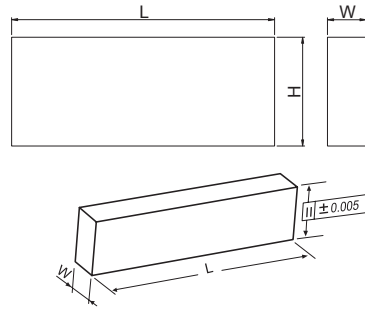
VP-064 Precision Parallels



ORDER NO.VP-064 CODE NO.1004-060

6Wx150Lx18 PCS/SET

- Hardness: HRC 48°-53°



G.W. 4.5kgs.
ACCURACY: 0.01mm
THICKNESS 1/4" ≈ 6mm

WxHxLxPcs	WxHxLxPcs
6x19x150x2	6x35x150x2
6x22x150x2	6x38x150x2
6x25x150x2	6x41x150x2
6x28x150x2	6x44x150x2
6x31x150x2	

- Dimension: 288x228x75mm

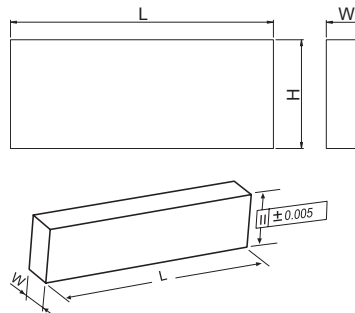


VP-050 Precision Parallels

ORDER NO.VP-050 CODE NO.1004-070

13Wx150Lx8 PCS/SET

- Hardness: HRC 48°-53°



G.W. 4.5kgs.
ACCURACY: 0.01mm
THICKNESS 1/2" ≈ 13mm

WxHxLxPcs
13x25x150x2
13x31x150x2
13x38x150x2
13x44x150x2

- Dimension: 175x150x55mm

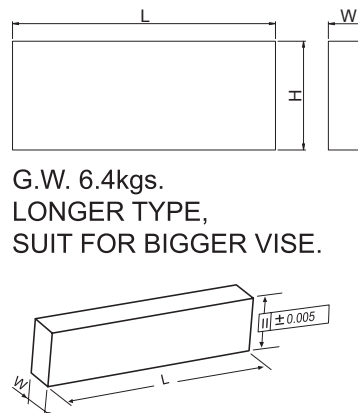


VP-033 Precision Parallels

ORDER NO.VP-033 CODE NO:1004-080

200Lx8 PCS/SET
Accuracy: 0.01 mm

- Hardness: HRC 48°-53°



G.W. 6.4kgs.
LONGER TYPE,
SUIT FOR BIGGER VISE.

WxHxLxPCS
8x24x200x2
12x36x200x2
22x40x200x2
31x15x200x2x2.5 For Clamping
15x31x2.5x200x2

- Dimension: 340x223x85mm



VP-146 Ground Parallels

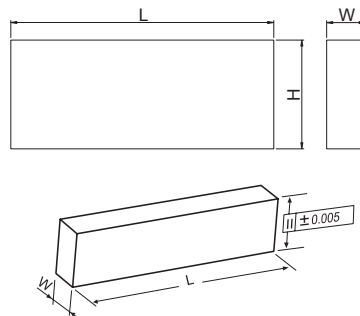


ORDER NO.VP-146 CODE NO:1004-082

4.6Wx150Lx12 PCS/SET

Accuracy: 0.01 mm

NEW



G.W. 3kgs.
Material: S45C
Hardness: HRC48°-53°

WxHxLxPCS
4.6x32x150x2
4.6x34x150x2
4.6x36x150x2
4.6x38x150x2
4.6x40x150x2
4.6x44x150x2

● Dimension: 195x180x90mm

GROUND PARALLELS



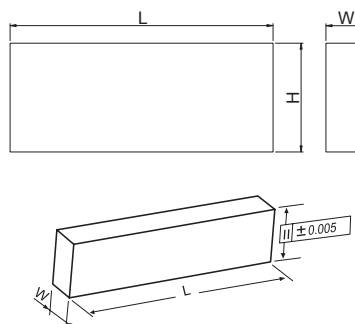
VP-168 Ground Parallels

ORDER NO.VP-168 CODE NO:1004-083

6.8Wx150Lx14 PCS/SET

Accuracy: 0.01 mm

NEW



G.W. 3.5kgs.
Material: S45C
Hardness: HRC48°-53°

WxHxLxPCS
6.8x15x150x2
6.8x18x150x2
6.8x21x150x2
6.8x25x150x2
6.8x27x150x2
6.8x31x150x2
6.8x35x150x2

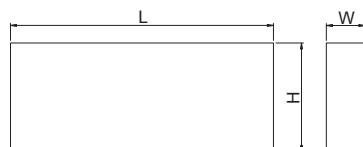
● Dimension: 225x200x90mm



VP-200 Ground Parallels

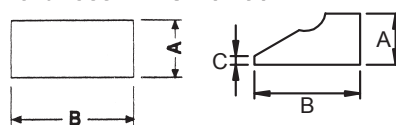
ORDER NO.VP-200 CODE NO.1004-085

NEW



MADE OF HIGH GRADE
ALLOY STEEL
HARDENED AND
GROUND.
ACCURACY: 0.01/100 MM
G.W. :15.6 KGS

● Hardness: HRC 48°-53°



FOR OVER 150 mm, 200mm
JAW PLATE VISE USING

● Dimension: 355x318x85mm

BODY SIZE	CLAMP SIZE
AxBxLxPcs	AxBxCxLxPcs
5x16x150x2	31x15x200x2x2.5
6x18x150x2	
8x24x150x2	
10x30x150x2	
12x36x200x2	
14x48x200x2	
18x60x200x2	
22x62x200x2	

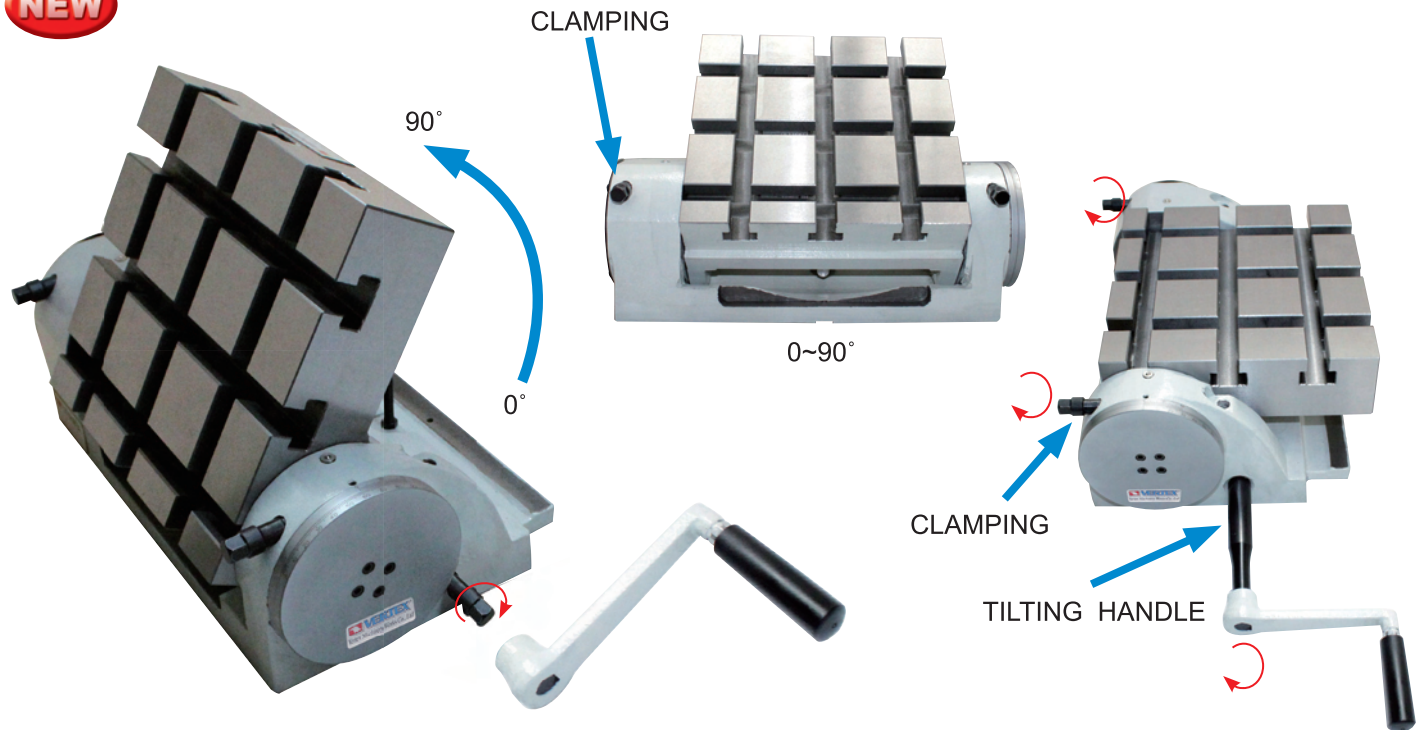


Heavy Duty Tilting Plate



TILTING PLATE & CLAMPING HANDLE

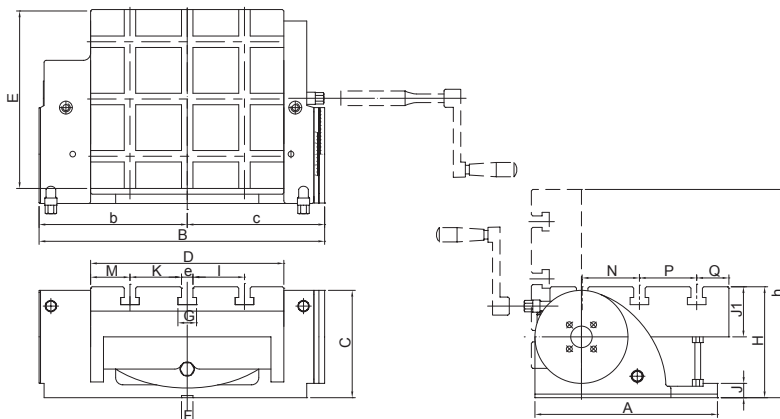
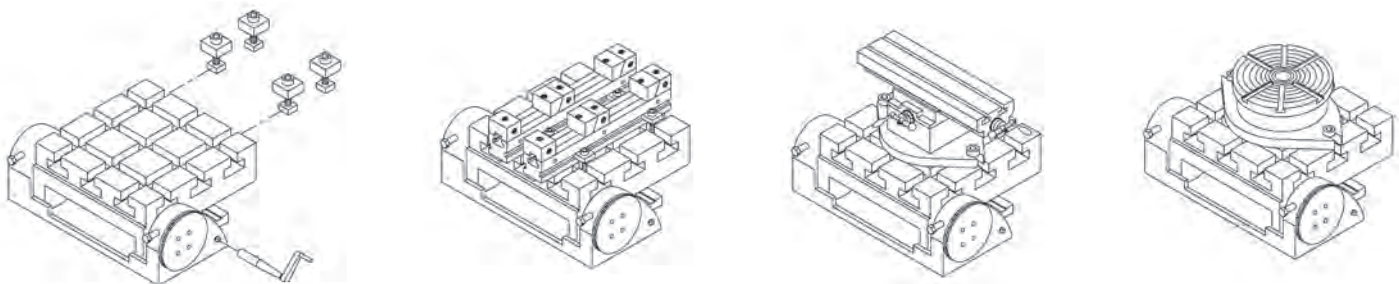
NEW



ORDER NO.	Horizontal	Vertical	CODE NO.
VUT-1515	30 kgs	12 kgs	1004-110
VUT-2726	45 kgs	20 kgs	1004-111
VUT-3230	70 kgs	35 kgs	1004-112



USING EXAMPLE:



- Tilting by rigid & strong design, 2 supporter & rigid clamping system construction.
- Minimum set-up time.
- Tilting angle can adjusted by worm & worm gear system.
- Accurate and built for use in milling, boring and other machines.
- Worm shafts are hardened and ground.
- Tilting plate with slots enable Multi-position work fixing.
- Strong structure.
- FC 25

Unit:mm

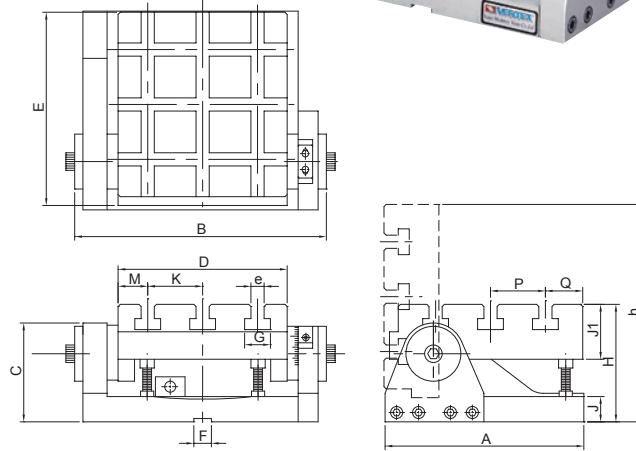
ORDER NO.	A	B	C	D	E	F	G	H	I	J	J1	K	M	N	P	Q	b	c	e	h	KGS	CODE NO.
VUT-1515	180	285	113	156	150	16	20	115	44	16	50	44	28	50	50	30	145	140	10	181	17.6	1004-110
VUT-2726	255	399	150	270	258	16	22	155	72	20	70	72	55	80	80	45	207	192	12	288	59.4	1004-111
VUT-3230	300	449	169	320	298	16	26	169	92	25	75	92	60	98	100	48	232	217	16	337	83	1004-112



Light Duty Tilting Plate



NEW



- Light cutting.
- Tilting angle adjustable: 0°-90°
- Can install with vise and mag. chuck.

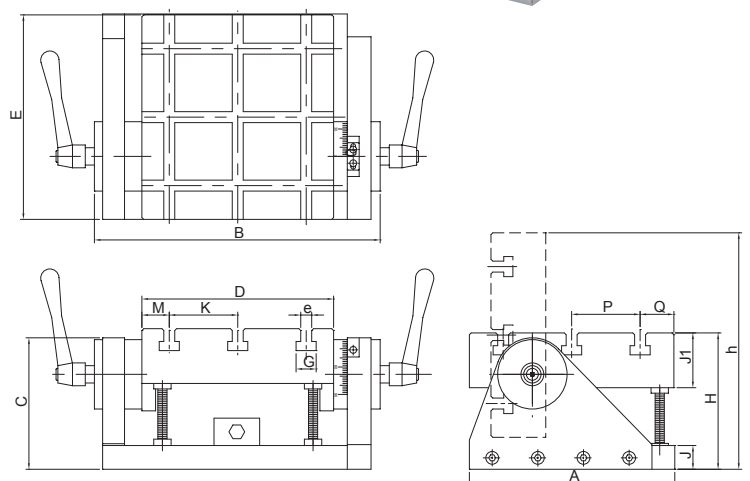
5 Unit:mm

ORDER NO.	A	B	C	D	E	F	G	H	I	J	J1	K	M	P	Q	e	h	Kgs	CODE NO.
VU-1517	180	228	92	154	176	16	20	105	44	22	50	50	27	50	34	12	198	14	1004-120



Light Duty Tilting Plate

NEW



- Light cutting.
- Tilting angle adjustable: 0°-90°
- Can install with vise and mag. chuck.

5 Unit:mm

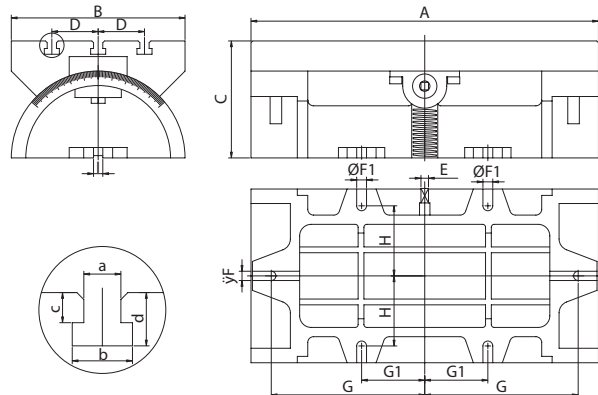
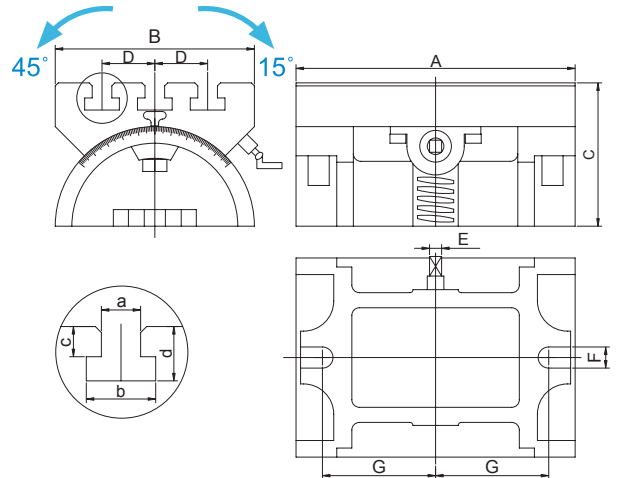
ORDER NO.	A	B	C	D	E	G	H	I	J	J1	K	M	P	Q	e	h	Kgs	CODE NO.
VU-2122	225	312	144	210	224	20	154	69	26	60	75	30	75	37	12	258	28	1004-121



Adjustable Angle Plate



1. For angle setting on various machine tools.
2. Adjustable 45°
3. Material: FC25
4. Lower plate and bigger working space.



VP-600

VP-180
VP-250
VP-380



Unit:mm

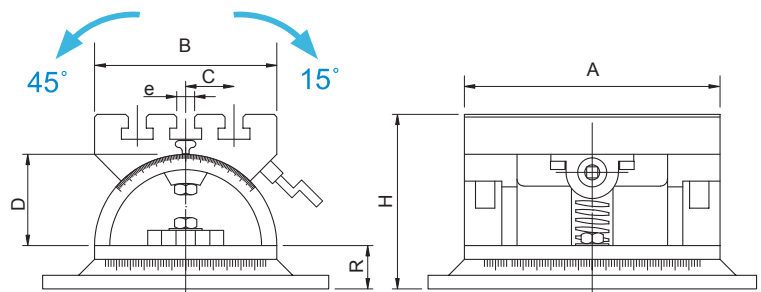

ORDER NO.	A	B	C	D	E	F	G	a	b	c	d	MAX. LOAD Capacity (kgs)	kg	CODE NO.
VP-180	185	132	95	35	8	14	75	13	23	10	18	6	7.38	1004-089
VP-250	255	180	136	50	10	16	95	16	26	13.5	25	10	28.7	1004-090
VP-380	380	255	181	69	13	18	150	16	26	14	25	18	56	1004-091

Unit:mm

ORDER NO.	A	B	C	D	E	F	F1	G	G1	H	I	a	b	c	d	MAX. LOAD Capacity (kgs)	kg	CODE NO.
VP-600	600	300	202	80	13	16	17	265	109	121	16	16	26	13	23	25	85	1004-092



Angle Plate With Swivel Base



360° SWIVEL BASE.



Unit:mm


ORDER NO.	Table LxW			T-SLOT			R	WEIGHT (kg)	CODE NO.
	A	B	H	e	C	D			
VP-250S	290	180	206	16	50	105	52	36	1004-100
VP-380S	390	360	255	16	68	127	60	86	1004-101




Precision Cross Table



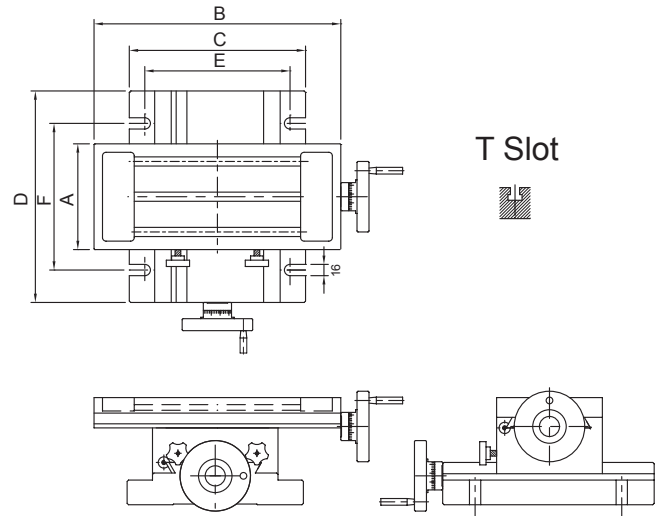
CROSS TABLE



VCT-407



VCT-514



DRAWING OF VCT-514

Unit:mm

- Material: over FC-30
- Precision: 0.02/100mm

Specifications

ORDER NO.	A	B	C	D	E	F	Travel Stroke	T Slot	Total height	Dial graduation	PACKING LxWxH mm	WEIGHT kgs	MAX.LOAD kgs	CODE NO.
VCT-407	100	180	130	100	115	50	50x80	3/8"	100	2.5mm/0.02	290x240x140	12	35	1007-001
VCT-514	150	350	250	300	206	208	156x170	3/8"	134	4mm/0.02	510x450x240	33.5	105	1007-002
VCT-820	200	500	300	400	250	290	200x250	1/2"	155	4mm/0.02	640x520x200	72	140	1007-003
VCT-1024	250	600	400	500	340	430	250x300	1/2"	210	4mm/0.02	790x680x310	170	175	1007-004



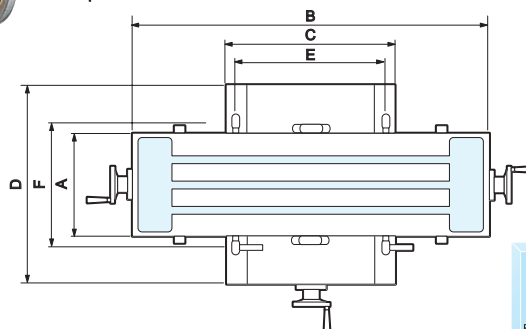
Precision Cross Table

ORDER NO.VCT-830 CODE NO.1007-010



VCT-830

A heavy, rugged slide in all kinds of positioning, milling, drilling micro-scope viewing and staging, adjustable bases for heavy loads, small jig boring, precision cut-off.



Unit:mm

Specifications


ORDER NO.	A	B	C	D	E	F	Travel Stroke	T Slot	Total height	Dial graduation	PACKING LxWxH mm	WEIGHT kgs	MAX.LOAD kgs	CODE NO.
VCT-830	210	730	345	405	305	230	190x350	16	185	2.5mm/0.05	991x584x292	100	35	1007-010



Cross Table

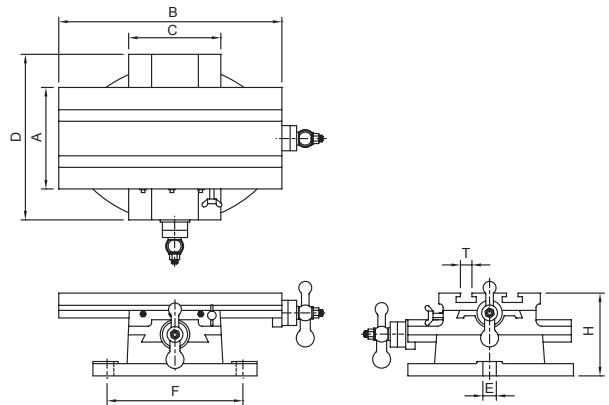
ORDER NO.VCT-512 CODE NO.1007-020

LIGHT DUTY



VCT-512

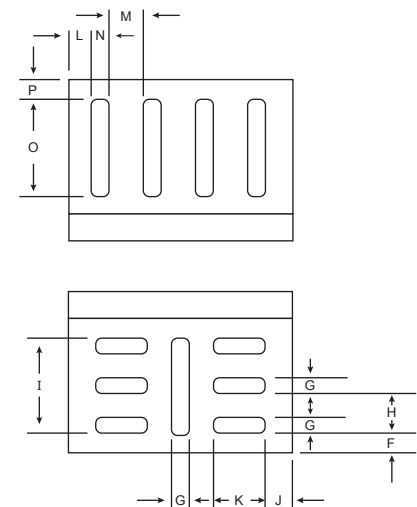
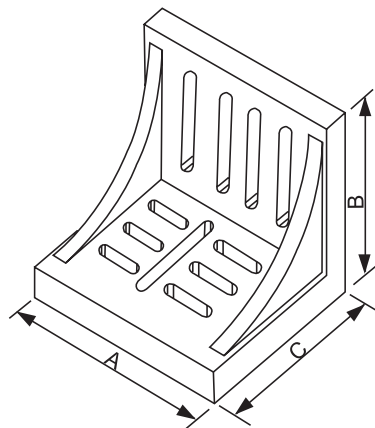
Table: 310x141mm
 Height: 115mm
 Travel: 200mm longitudinal.
 125mm transverse.
 Base: 225mm x 200mm oval with U slots for up to 16 bolts
 on 190 to 210 bolts circle.
 Dial Graduated: 0.03mm
 Net weight: 16.5kgs
 Max.Load:20kgs
 Packing Volume of each unit: 430x265x155mm
LIGHT DUTY ONLY



ORDER NO.	A	B	C	D	E	F	Stroke	T Slot	Total height	PACKING LxWxH mm	WEIGHT kgs	CODE NO
VCT-512	141	310	128	230	19	185	200x125	16	115mm	430x265x155	16.5	1007-020



Right Angle Plate



- Made of high tensile cast iron
- Webbed style accurately grounded, square and parallel on outside faces and ends within 0.01mm per 100mm

Unit:mm

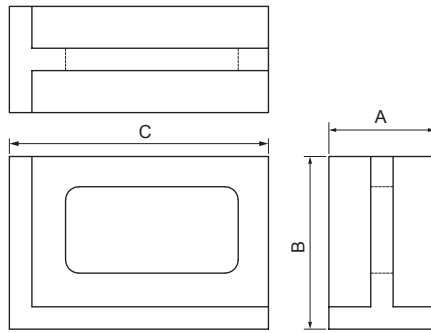
ORDER NO.	Approx Dimensions			F	G	H	I	J	K	L	M	O	N	P	WEIGHT (kgs)	CODE NO.
	A	B	C													
VR-6	150	126	115	10	18	30		33	35	33	24	70	13	18	3.8	1013-010
VR-8	202	150	126	10	20	30	85	30	45	40	34	90	16	18	7.4	1013-011
VR-10	250	202	126	17	20	38	95	43	55	53	45	128	17	25	12.1	1013-012
VR-12	300	228	202	30	21	50	123	50	65	60	54	135	20	30	23.7	1013-013



Precision Right Angle Plate



ANGLE PLATE



- Made of finest quality castings, stress relieved.
- All outside surfaces closely finished for square and parallel references.
- Precision ground: Square within 0.01mm per 100mm
Parallel within 0.01mm per 100mm

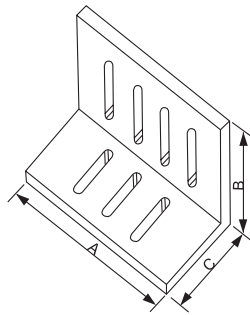
Unit:mm

ORDER NO.	Approx Dimensions			WEIGHT (kgs)	CODE NO.
	A	B	C		
VRH-6	150	150	202	14.5	1013-003
VRH-8	202	250	300	32.5	1013-004



Slotted Angle Plate

VR-45



- Many size also stocked with precision ground finish.
- Made of high tensile cast iron properly seasoned against distortion.
- Open end style accurately machined square and parallel on all faces.

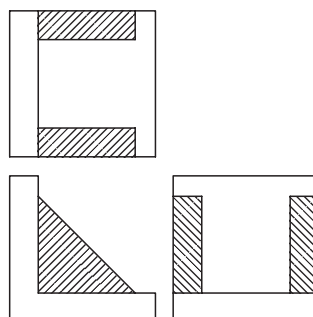



VR-100

ORDER NO.	Approx Dimensions			APPROX WEIGHT (kgs)	CODE NO.
	A	B	C		
VR-45	4-1/2"	3-1/2"	3"	1.3	1013-020
VR-60	6"	5"	4-1/2"	3.2	1013-021
VR-80	8"	6"	5"	7.4	1013-022
VR-100	10"	8"	6"	12	1013-023
VR-120	12"	9"	8"	19.4	1013-024



Plain Angle Plate



Machined & precision ground

- Made from high tensile cast iron - normalized and stress relieved.
- Precision ground: Flat and square within 0.01 per 100mm

ORDER NO.	Size in inches	APPROX WEIGHT (kgs)	CODE NO.
VR-22	2x2x2	0.4	1013-030
VR-33	3x3x3	1.2	1013-031
VR-44	4x4x4	2.5	1013-032
VR-55	5x5x5	4.3	1013-033
VR-66	6x6x6	7	1013-034
VR-88	8x8x8	15.2	1013-035
VR-1212	12x12x12	42.9	1013-037



U-Clamp




- Easy adjustment
- Work clamping & support.



ORDER NO.	STUD	Clamping height	LxWxH	K.G.	CODE NO.
VCA-404	M12x5"	0 to 80	105x45x35mm	1.5	1015-001
VCA-405	M16x6"	0 to 100	126x54x40mm	2.6	1015-002
VCA-406	M20x7"	0 to 120	155x58x55mm	4.2	1015-003
VCA-408	M24x8"	0 to 150	190x70x65mm	8.2	1015-004



Pivot Clamp



- The clamping height is adjustable
- With brass plate under the clamp arm for protecting the working material from damage
- By using spherical Flange nut, it will be assured to clamp the material tightly
- The clamping arm is forged



ORDER NO.	Table T-Slot Size	Stud X L Size	Clamping height	Body	Clamping Force	G.W.	CODE NO.
VCB-404	16	M12x5"	0 to 80	115x42x39	1	1.6	1015-005
VCB-405	18	M16x6"	0 to 100	133x50x49	1.5	2.7	1015-006
VCB-406	22	M20x7"	0 to 120	157x60x54	2	4.6	1015-007
VCB-408	28	M24x8"	0 to 150	7x2 7/8	2.5	8.6	1015-008



Hand Drift

ORDER NO.VHD-1 CODE NO.1016-001

An essential tool for machinery processing

Specially applied for: Vertical drill, radial drill, compounding miller, boring miller, and any drill drifting, etc.



- Easy and fast operation.
- Enhance the working efficiency.
- Protect toolings to be safe.
- Economical, practical & durable.
- Medium Carbon Steel.
- Hardness:HRC 44°-48°


Suit For Spindle Notes	Length	1pcs/Box Size	30pcs/ Carton Size	N.W.(kg)
M.T.#2 #3 #4 #5	375mm	385x45x37mm	390x270x240mm	1.3



Eye Shield



ORDER NO.VH-56 CODE NO.1017-001




- The clamping height is adjustable
- With brass plate under the clamp arm for protecting the working material from damage

GUIDER SIZE	K.G.
300x180x2	1



Eye Shield With Magnetic Base

ORDER NO.VH-57 CODE NO.1017-002



- See through design
- Magnetic Base 80 kgs, 60 x 50 x 55 mm
- Main Rod O.D x L : Ø12 x 173
- Guider Size : 300 x 180 mm
- Weight : 1.6 kgs



milling

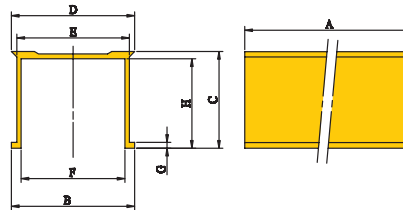



drilling



Milling Table Slot Cover

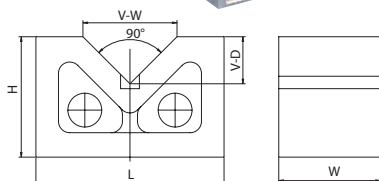

- Save time cleaning chips from machine
- Protects table slots
- Prevents chips from interfering with coolant flow
- Made of hand anodized aluminum, Light weight.



ORDER NO.	Table Slot	A	B	C	D	E	F	G	H	Set	KG	CODE NO.
VST-10	10	300	10	8	10.2	7.4	5.5	2.2	6.2	6PCS	0.1	1018-011
VST-12	12	400	12	8	12.2	9.9	7.2	2.2	6.2	6PCS	0.4	1018-012
VST-14	14	400	13	9.9	14.2	11.3	7.2	2.2	8	6PCS	0.5	1018-013
VST-16	16	400	16	13.3	16.5	9.5	9	2.2	10	6PCS	0.5	1018-001
VST-18	18	450	17.8	13.3	18.5	16.4	11	2.2	10	6PCS	0.6	1018-002
VST-20	20	1000	20	13.7	20.5	18.4	13.2	2.2	10	5PCS	1	1018-003
VST-22	22	1000	22	13.7	22.6	20.5	15.2	2.2	10.5	5PCS	1.1	1018-004
VST-24	24	1000	24	14	24.8	22.5	17.2	2.2	11.7	5PCS	1.2	1018-005
VST-28	28	1000	27.8	14.1	28.8	28	21.1	2.2	11.7	5PCS	1	1018-006
VST-36	36	1000	36.6	13	36.7	35	28.2	2.2	12	5PCS	1.1	1018-007



Vee Blocks



MACHINED ONLY

Material: High quality close-grained cast iron, stress-relieved.

Accuracy: Machining to 0.05mm / 100mm

ORDER NO.	Length	Width	Height	V-Width	V-Depth	Weight (kgs)/Set	CODE NO.
V-2V	50mm	27mm	32mm	25mm	12.5mm	0.5	1019-001
V-3V	76mm	35mm	61mm	44mm	22mm	1.5	1019-002
V-4V	100mm	45mm	67mm	53mm	26.5mm	2.5	1019-003
V-5V	130mm	51.5mm	79.5mm	64mm	32mm	4.3	1019-004
V-6V	156mm	66mm	90.5mm	81mm	40.5mm	6.4	1019-005
V-7V	181mm	77mm	110mm	85.4mm	42.7mm	12	1019-006
V-8V	206mm	103mm	143mm	116mm	58mm	16.7	1019-007

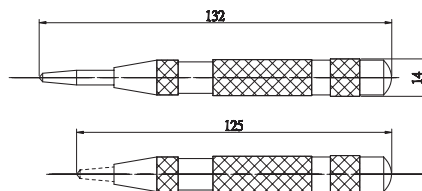


Auto Center Punch

ORDER NO.VACP-1 CODE NO.1019-020



L: 120MM



Automatic point marker is the best tool final the central point before punching. It's operated to aim at the central line and be pressed downward; the central point will appear. The size of the point can be adjusted by the pressure lid, no need to use hammers. The force from spring pressure.

- Also can use to break car windows
- N.W. : 0.07kg



Draw Bar




- For milling machine

ORDER NO.	DRAW BAR THREAD	LENGTH mm		WEIGHT (kg)	CODE NO.
		STEPS (S) TYPE	VARIABLE (A) SPEED		
VDR-R8-S	7/16-20UNF	518	598	0.5	1020-001
VDR-R8-A				0.8	1020-002
VDR-NT302-S	1/2-12UNF	555	635	0.6	1020-003
VDR-NT302-A				0.9	1020-004
VDR-NT303-A	1/2-13UNF	555	635	0.9	1020-006
VDR-NT30M-S	M12x1.75P	555	635	0.6	1020-007
VDR-NT30M-A				0.9	1020-008
VDR-NT40I-S	5/8-11UNF	545	630	1	1020-009
VDR-NT40I-A				1.3	1020-010
VDR-NT40M-S	M16x2.0P	545	630	1	1020-011
VDR-NT40M-A				1.3	1020-012



Clock Spring for Milling Machine




ORDER NO.	LENGTH (mm)	WEIGHT (kg)	CODE NO.
VSP-R8	Ø43 x 0.6 x 1300L x 25	0.16	1020-101
VSP-NT30	Ø43 x 0.6 x 1300L x 25	0.16	1020-102
VSP-NT40	Ø45 x 0.7 x 1300L x 30	0.222	1020-103



Expandable Machine Guard Cover



B TYPE



F TYPE

F IS FOR FRONT (X)
B IS FOR BACK (Y)
(MILLING MACHINE)
B SERIES RUBBER IS PLAIN TYPE.

ORDER NO.	WxL	SUITFUL MILLING SINE	WEIGHT (kg)	CODE NO.
VGC-3833F	380x330	1.5#	0.3	1021-001
VGC-3860F	380x600	1.6# 1.7#	0.6	1021-002
VGC-4550F	450x500	1.6#	0.7	1021-003
VGC-3775B	370x750	1.5#	0.7	1021-004
VGC-4585B	450x850	1.6# 1.7#	1.1	1021-005
VGC-6085B	600x850	2.0#	2	1021-006



5C. C32. OZ25 Collet Rack



ORDER NO.VMS-5 CODE NO.1021-050



SIZE: 220x110x6 mm
 MATERIAL:PLASTIC
 G.W.: 0.2 kgs
 5C, C32, OZ25
 ER32, TC312 COLLET RACK


COLLET RACK



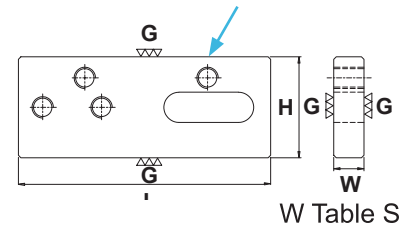
Table Slot Plate



EXAMPLE



Screw M12x1.75P For setting



Material:SS41C
 Hardness: HRC 50°~55°

- W For Table Slot
- Clamp Support Stopper
- For Flexible Machine Table Fixing

ORDER NO.	WxHxL (mm)	WEIGHT (kgs)	CODE NO.
TP-90-18	18x60x90	0.76	1021-070
TP-90-20	20x60x90	0.85	1021-071
TP-90-22	22x60x90	0.9	1021-072
TP-90-24	24x60x90	1	1021-073
TP-150-18	18x60x150	1.3	1021-074
TP-150-20	20x60x150	1.4	1021-075
TP-150-22	22x60x150	1.6	1021-076
TP-150-24	24x60x150	1.8	1021-077



Parts Storage

COLOR: RED, BLUE, YELLOW



- Easy parts storage
- Organized

ORDER NO.	SIZE	PACKED	EACH WEIGHT (kg)	CODE NO.
VHB-1218	120Wx180Dx80H mm	60 PCS/CASE	8.6	1021-100
VHB-1525	150Wx250Dx120H mm	36 PCS/CASE	9.6	1021-101
VHB-2035	200Wx350Dx150H mm	18 PCS/CASE	0.585	1021-102
VHB-2045	200Wx450Dx177H mm	12 PCS/CASE	0.8	1021-103
VHB-3045	300Wx450Dx177H mm	8 PCS/CASE	1.8825	1021-104



Right Angle Head



VRA-NT40



VRA-R8

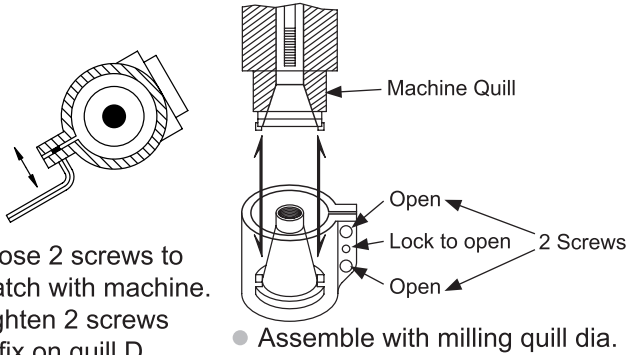


VRA-TYPE

- Used on Vertical Milling Machine to make horizontal work.
- Rigidity constructed suitable for horizontal cutting.
- The clamping bushing to suit milling machine.
- Maximum spindle speed allowed right angle. 2000 R.P.M.

✳Please notify the quill dia. when ordering

ORDER NO.	SUITABLE MILLING HEAD QUILL DIAMETER(mm)	C	D	WEIGHT (kgs)	CODE NO.
VRA-R8	85.725~86	175	138	12.5	1008-001
VRA-NT 30	85.725~86	175	160	13	1008-002
VRA-NT 40	85.725, 100, 105, 110, 115	183	190	18	1008-003



- Loose 2 screws to match with machine.
- Tighten 2 screws to fix on quill D.

ARBOR FOR CUTTER INCH SIZE

ORDER NO.	THREAD	L	l
R8-SCA1"	7/16-20 UNF	86	62
NT30-SCA1"	1/2-12 NC	84	60
NT40-SCA1"	5/8-11 NC	88	65

PAGE C45


ARBOR FOR CUTTER METRIC SIZE

ORDER NO.	THREAD	L	l
R8-SCB22	7/16-20 UNF	86	62
NT30-SCB27	M12 x 1.75P	84	60
NT40-SCB27	M16 x 2.0P	88	65

PAGE C45



Horizontal Milling Attachment

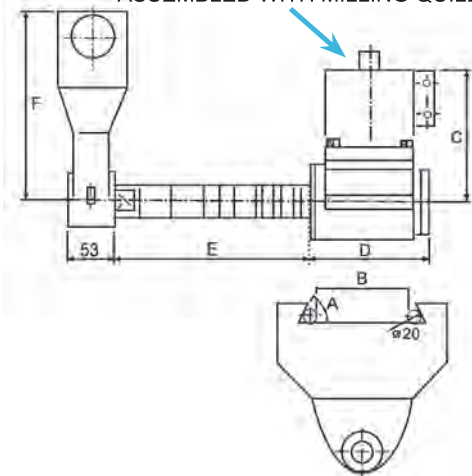


- Special dovetail degree, also can supply.....please notify.
- VHA-TYPE including right angle head, long horizontal arbor and breaker. VHA-R-8-27mm VHA-NT-30/NT-40-27mm for The mm size, for inch size are same 25.4mm (1")
- The quill diameter is same as VRA-Type
- Maximum spindle speed allowed right angle. 2000 R.P.M.

Horizontal Milling Arbor Support

TYPE	SPEC.	SUITABLE M/C RAM DOVETAIL WIDTH	WEIGHT(kgs)
A 50°	B	140mm~170mm	25.7
A 55°	B	140mm~170mm	26.5
A 60°	B	140mm~170mm	30.8

ASSEMBLED WITH MILLING QUILL DIA.



- Benefit: convert your vertical mill to a horizontal mill. Designed to simplify right angle work by reducing the need for special tooling and complex fixtures, gains your efficiency, save your time and money.

Unit:mm

ORDER NO.	C	D	E	F	CODE NO.
VHA-R-8	175	138	255	233	1008-010
VHA-NT-30	175	160	270	233	1008-011
VHA-NT-40	183	190	270	233	1008-012



NEW



500S Type series
VPF-500X
VPF-500Y
VPF-500Z



For Longitudinal X Axis



For Cross Y Axis



For Vertical Z Axis

POWER TABLE FEED

The vertical milling machines the same as bridgeport type, lugun type, kondia type without gearbox table feed device. All type milling/drilling machines high torque. Easy installation. Automatic shutoff. Superior thermal characteristic. Smooth operations. Safety option. Trouble-free performance. super power.

The max. torque is 650 in/lb

- New super power design and construction materials.
- Top quality. Long life span designed.
- All type are 110V voltage only.


ORDER NO.	VOLTAGE	Speed Range	Rapid Speed	Max. Torque	LxWxH	G.W.(kgs)	CODE NO.
VPF-500 X	110V ONLY	4-160rpm	200rpm	650 in/lb	290x200x320mm	6.3	1009-001A
VPF-500 Y						6.7	1009-002A
VPF-500 Z						6.9	1009-003A
VPF-99 X	110V	0-165rpm	240rpm	450 in/lb	290x200x315mm	6.2	1009-005

VPF-99 X



Features

- Application: the VERTEX power table feed for Drill/Milling machine.
- Easy to install, no modification needed.
- Highest quality design and construction.
- Circuit panel is designed for easy replacement with insert type connectors.
- Assy-gear clutch has limit for twisting: When power feed is working and accepting tremendous obstacle, the assy-gear clutch will automatically become natural turning in order to reduce damage.



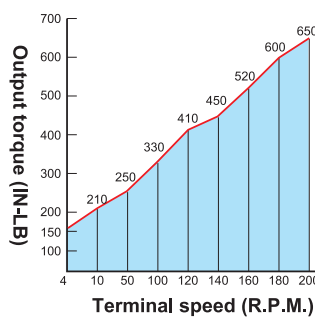
OPTIONAL

Transformer 110V→220V

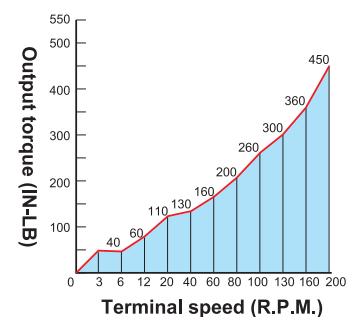
ORDER NO. VPF-TF
 CODE NO. 1009-006

TR1: Output TR2:2 Output
 Output: 110V 50/60Hz,
 power supply: 50/60Hz, 1-phase
 220, 240, 380, 415, 440V

THIS TRANSFORMER IS FOR VPF-TYPE USE ONLY.



VPF-500



VPF-99

Air Power Drawbar



Standard equipment

- Power motor
 - Control box
 - Air filter and lubricant
 - Drawbar
 - Mounting hardware
-
- It will increase your productivity with more profits as cutter replacement needs only 3 sec and the speed of replacement is more than 10 times to compare with traditional cutter replacement.

Air power drawbar

PD-150, PD-200

- It can be installed in any kind of machine, of which the main spindle are R-8, NT #30, #40 or #50.
- It is convenient for the machinist who wants increased production and performance from his machine.
- It is suitable for NC and general milling machines.
- This device is easily installed needs only 5 seconds to change the cutting tool.
- Main power is air compression.
- This device is designed with safety device controlled with solenoid valve. The power drawbar cannot be operated while machine is running.

VPF-500Z
※INSTALL EXAMPLE

ORDER NO.	SPEED	TORQUE	AIR PRESSURE	VOLTAGE FOR MAGNETIC VALVE	G.W. kgs	PACKING LxWxH	CODE NO.	
PD-150 FOR	R-8	3000 R.P.M.	150 ft-lb	90 psi 6.3 kg/cm ²	AC 110V OR 220V DC 24V	9.8	650x300x200	1010-001
	NT-30							1010-002
	NT-40							1010-003
PD-200 FOR	NT-50	3000 R.P.M.	200 ft-lb	90 psi 6.3 kg/cm ²	AC 110V OR 220V DC 24V	11	650x300x200	1010-004




Precision Slotting Head



ORDER NO.VSH-125 CODE NO.1012-010

SLOTTING HEAD



Features

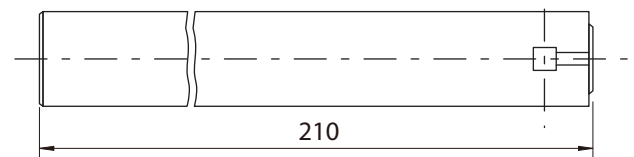
- Special design worm and worm gear with linkage transmission mechanism, well construction and highly power output.
- The ram-sliding surface are hardened and precision ground
- Built in lubricating system for smoothly running and prolong the life of head
- Available mounting on any type milling m/c back side of the ram.

Specification

Stroke: 125mm (5")
 No. of stroke speed change: 5 steps
 Stroke speed (stroke/min): 30, 47, 69, 98, 140 spm (50HZ)
 Stroke speed (stroke/min): 35, 54, 79, 112, 160 spm (60HZ)
 Driving Motor: 3/4HP-6P
 WEIGHT: 150kgs



VSH-C: 6 mm, 7 mm, 8 mm, 10 mm

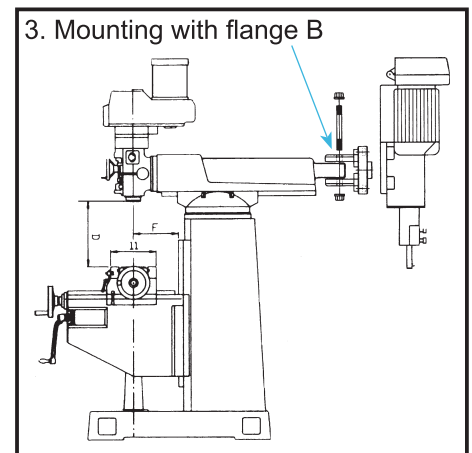
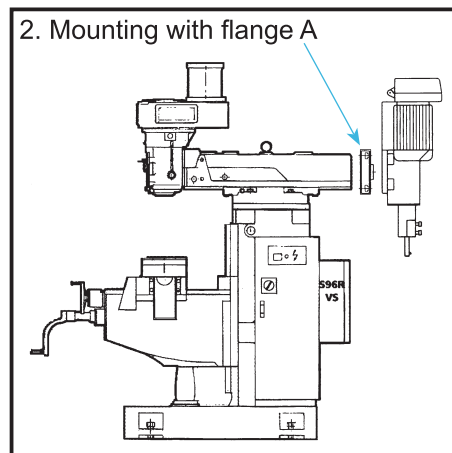
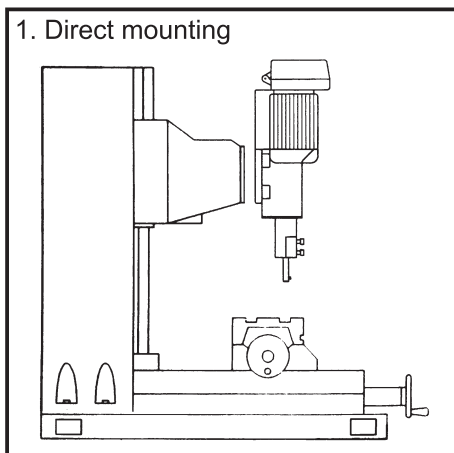


CUTTER SIZE

ORDER NO.	CUTTER & DESCRIPTION	WEIGHT (kg)	CODE NO.
VSH-6C	Slotting bar 6mm	0.56	1012-013
VSH-7C	Slotting bar 7mm	0.62	1012-014
VSH-8C	Slotting bar 8mm	0.80	1012-015
VSH-10C	Slotting bar 10mm	0.81	1012-016
VSH-FGA	FLANGE A	11	1012-017
VSH-FGB	FLANGE B	23	1012-018

Optional Accessories

- Flange A
- Flange B
- Slotting bar & cutter 4, 5, 6, 7, 8, 10mm





Universal Cutter Grinder



ORDER NO.U2 CODE NO.1022-001



For grinding HSS and carbide engraving cutter as well as single lip or multiple lip cutters of various shapes such as radiused cutters or negative taper angle of cutters. The universal index head is provided at 24 positions so that any particular angle or shape can be obtained, free 3600 or 100 rotation is allowed for grinding End Mills. Twist Drill. Lathe Tools, only replace the attachment to the index head without any complex setup.

※Please confirm voltage & phase when order.

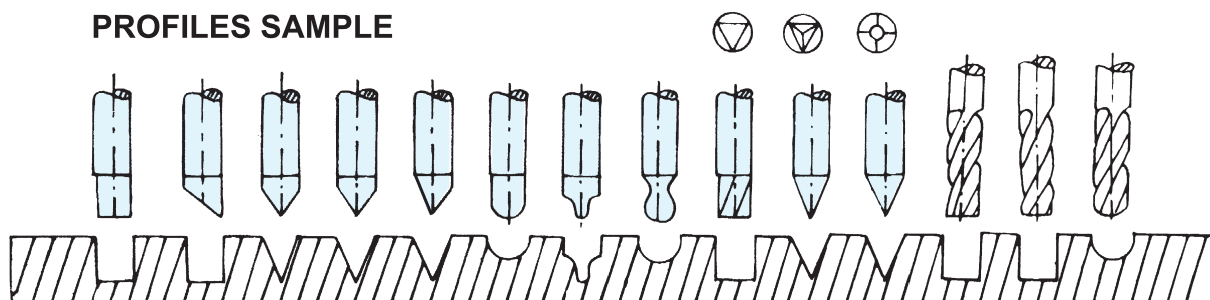
Technical Data

Max. Collet capacity Ø18mm
 Max. Grinding dia. Ø25mm
 Taper angle 0°-180°
 Relief angle 0°-45°
 Negative angle 0°-26°
 Grinding spindle 3600 r.p.m.
 Cup grinding wheel 100x50x20mm
 Motor 1/3Hp 220V50/60Hz, please notify volt & phase
 Net weight 45kgs
 G.W.: 58kgs
 Machine dimensions (LxWxH) 45x40x35cm
 Packing Dimensions (LxWxH) 55x45x47cm

Standard Accessory Included

- Wheel dresser with diamond..... 1pc
- Wheel flange (mounted)..... 1pc
- Grinding wheel (stone)..... 1pc (U2-G)
- Collet Ø4, 6, 8, 10 12mm..... 5pc
- Aligning finger..... 1pc
- Drive belt (U2-B)..... 1pc (U2-B)
- Lock pin..... 1pc
- Tools..... 1set

ENGRAVING AND MILLING CUTTER PROFILES SAMPLE





CUTTER GRINDER

Optional Accessory

- Twist drill grinding attachment U2-T
- END mill grinding attachment U2-E
- Lathe tool grinding attachment U2-L
- Grinding wheel balancing stand LBS-100 CODE NO. 2014-010
- Diamond grinding wheel U2-D
- Resinoid Diamond & CBN Wheels U2-R
- Collect (extra 1, 2, 2.5, 3, 5, 7, 9, 16, 18, 20, 25mm and 1/8", 3/16", 1/4", 5/16", 3/8", 1/2", 5/8"). Detail specification & ORDER No. shown on page U2 collet.

END mill grinding attachment
CODE NO. 1022-010 U2-E
WEIGHT: 2kgs

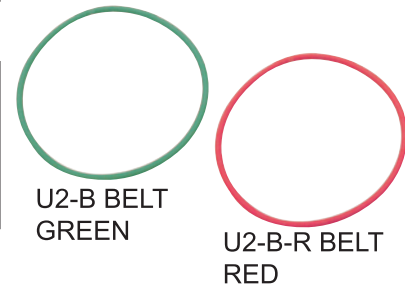


Twist drill grinding attachment
ORDER NO. U2-T CODE NO. 1022-011
WEIGHT: 0.9 kg

Lathe tool grinding attachment
ORDER NO. U2-L
CODE NO. 1022-012
WEIGHT: 0.9 kg




BELT
ORDER NO. U2-B BELT
CODE NO. 1022-014
ORDER NO. U2-B-R BELT
CODE NO. 1022-018



ORDER NO.	CODE NO.
U2-E	1022-010
U2-T	1022-011
U2-L	1022-012
U2-D #100	1022-013
U2-B BELT GREEN	1022-014
U2-B-R BELT RED	1022-018
U2-G WHEEL	1022-016
U2-R #200	1022-017
U2-R-1 #400	1022-017-1
VTC-20	3405-221
U2-COLLET	VE-U2-□

DIAMOND GRINDING WHEEL



U2-D
diamond
grinding wheel



U2-R
Resinoid Diamond
& CBN Wheels

U2 COLLET
Please see page C41

ORDER NO.	SIZE	GRAIN	WEIGHT (kgs)	CODE NO.
U2-D	100Dx10Wx5Ux20Hx22T	#100	0.7	1022-013
U2-R	100Dx8Wx2Xx20H	#200	0.5	1022-017
U2-R-1	100Dx8Wx2Xx20H	#400		1022-017-1

● Tool cabinet stand **VTC-20**
460 x 370 x 860 mm G.W.: 30.25 kgs
CODE NO. **3405-221**

● ORDER NO. SHOWN ON PAGE C140



VTC-20



EXAMPLE



ORDER NO.	SIZE Ø
VE-U2-□	Ø1, 2, 3, 4, 5, 6, 7, 8, 9, 10, 11, 12, 13, 14, 15, 16, 18, 20, 25 mm

U2 COLLET



Chamfering & Deburring Unit



VCF-500

Accessory: Side Mill Cutter Insert SPUN 422

SPMN 1203



ORDER NO.	CODE NO.
VCF-500	1023-001
VCF-500W	1023-002
VCF-500F	1023-003



PRACTICAL

- A. UNIVERSAL APPLICATION.
- B. SIMPLIFIED OPERATION.
- C. FAST-ACCURATE-RATIONAL.
- D. TIME SAVED.

- Tool cabinet stand VTC-20, 460 x 370 x 860 mm
CODE NO. 3405-221
PAGE A84



VCF-500W

Accessory: Grinding Wheel
100Øx50x17Ø



FEATURES FOR VCF-500, 500W, 500F

1. Simplified operation, suitable for unskilled personnel.
2. Easily to be bevelled for any length made of steel, cast iron, nonferrous metals, plastics, acrylic etc.
3. 500 : With exchangeable carbide inserts, insert can be changed easily to save cost and increase working ability.
4. 500W: With flange for grinding wheel, suit for steel material, heat treatment workpiece, can be bevelled or chamfered.
5. 500F : Working base on surface milling principles, the deburring processing surface is same as the milling machine surface.

- ※ Please confirm voltage & phase when order.
- ※ Guaranteed for 3 months



VCF-500F

Accessory: Face Milling Cutter
Insert SEKN 1203



TECHNICAL DATA

	500	500W	500F
Space requirement	500x320mm	500x440mm	500x220mm
Weight(kgs)	28.5	29.1	29
Voltage	3Ø 220V or 1Ø 110V/220V 50HZ/60HZ 3Ø 380V/415V		
Motor output	0.7KW		
Speed	3500 r.p.m.		
Length of guide rails	500x100mm	500x100mm	500x100mm
	500x40mm	500x40mm	500x40mm
Height of bevel	0-3mm		
Bevel angle	15°~45° (Changable)	45°	45°

PLEASE NOTIFY VOLTAGE & PHASE, WHEN YOU ORDERING.
C.E MARK REQUESTED



Chamfering & Deburring Unit



CHAMFERING & DEBURRING



VCF-500S

Accessory: Sanding Disc
165Øx22Ø

ORDER NO.	CODE NO.
VCF-500S	1023-004
VCF-600	1023-005
VCF-700	1023-006

PRACTICAL

- A. USING SAND-CLOTH ROLLER FOR CUTTING.
- B. GOOD FOR STEEL. CAST IRON HARDEN PARTS.
- C. NOT FOR SOFT IRON OR ALUMINUM.
- D. IF USED BENT WORKPIECE, THE CHAMFERING SURFACE WOULD NOT SMOOTHLY STRAIGHT.

FEATURES FOR VCF-

1. 500S: Uses sanding disc, can debur soft and rigid materials.
2. 600 : Easy to carry and time-saving, suitable for large size workpiece which can't be easily moved. The tools can be chamfered 0-3mm bevel angle, radius, arc angle, irregular shape, straight line, outer curve and etc.
3. 700 : The machine is used to carry out chamfering operations on any kind of ferrous material in particular steel and cast iron. Equipped with square-shaped tungsten carbide inserts-12.7x12.7x3.18 ISO 1203 SPUN. Simplified operation suitable for unskilled personnel. 3Ø220V/3Ø380V

- ※ Please confirm voltage & phase when order.
- ※ Guaranteed for 3 months

TECHNICAL DATA

	VCF-500S	VCF-600	VCF-700
Space requirement	330x410	380x130	360x200x260
Weight(kgs)	26	3.7	14
Voltage	3Ø220V or	1Ø110V/220V 3Ø380V/415V	50HZ/60HZ
Motor output	0.7KW	0.62KW	0.37KW
Speed	3500 r.p.m.	12000 r.p.m.	3500 r.p.m.
Length of guide rails	320x120mm	100mm	200mm
	320x28mm		
Height of bevel	0-3mm	0-3mm	0-7mm
Bevel angle	45°	45°	15°~45° Adjustable

PLEASE NOTIFY VOLTAGE & PHASE, WHEN YOU ORDERING.



Light duty

VCF-600

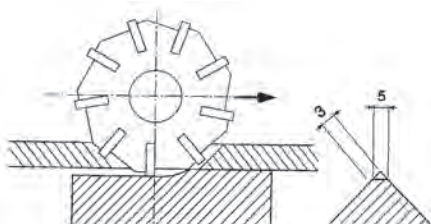
Insert SPMW 321
ZSPMW 090308



VCF-700

Side mill cutter

Heavy duty



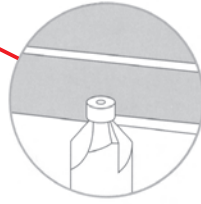



Chamfering & Deburring Unit



ORDER NO.VCF-300A CODE NO.1023-007

NEW



SPECIFICATION

Accessory	Carbide end mills
Machine size	L330mm x W330mm x H300mm
Voltage	1Ø, 220V; 50Hz/60Hz
Speed	0~12000 r.p.m.
Distance of Bevel	0~3mm
Bevel angle	45°
N.W. / G.W.	40kgs / 42kgs
Box size	550mm x 440mm x 380mm
Measurement	3.4 Square feet
Motor	1HP
Track Size	300mm x 250mm x 10mm

- Process by carbide end mill.
- The range of chamfer: inner dia. 6mm, inner gap width 6mm and 3R arc.
- The chamfer a bility by: 2C/2R.
- The adjustable speed (0-12000 r.p.m.) can use for all kinds of materials cutting. (except harden parts)
- This machine was designed for regular and irregular parts such as curved surface, inner gap, and complex of inner and outer parts.
- All bevel angle comes to 45° by 45° carbide end mill.


※ Please confirm voltage & phase when order.



Ejector Pin Cutting-off Unit

ORDER NO.VEC-100 CODE NO.1024-001

A PRECISE & SHARP CUTTING TOOL FOR MOULD MAKING LINE



Features

- Moveable shaft bearing easy operation, safety.
 - For cutting ejector pin of mould. or machine key, round rod.
 - Heat-Treatment materials. Good-Looking cutting surface of stainless steel.
 - Handle device according law of lever, it's easy to move on.
 - Cause no vibration, no dust and noiseless.
 - Easy to exchange the emery wheel.
- ※ Please confirm voltage & phase when order.

ABLE TO CUT ALL THE MATERIAL WITH PLANE SURFACE ALMOST


SPECIFICATION

Unit:mm

Max. Cutting capacity	Ø25x300L
Cutting tolerance	20 ± 0.10MM
Cut-off sander lamina	150MM (O.D.)
	1MM (THICK) 19.05MM (HOLE)
R.P.M.	3600
Motor	1/2HP
Measure rule	300MM
Weight (approx.)	94.5KGS
Machine size	620x420x450MM
Packing size	720x520x600MM


STANDARD ACCESSORIES

Emery wheel (Ø150x1x19.05mm) 5 PCS




LARGE & SMALL V SLOT

(For clamping round object)



EMERY WHEEL ASSEMBLY BY HAND

opened locked tightly



PLEASE NOTIFY THE VOLTAGE & PHASE, WHEN YOU ORDERING.



Rods Precision Cutting-Off And End Surface Grinding Unit



RODS CUTTING



ORDER NO.	CODE NO.	N.W.	G.W.
VEC-300G	1024-010	89	109
VEC-500G	1024-011	92	115
VEC-600G	1024-012	95	118

Features

- During operation, the grinding sander may be micro adjusted and repaired without changing its dimensions.
- The tightness of belt may be automatically adjusted and controlled (the larger the resistance, the tighter the belt.)
- The dimensions precision of cutting off the length of working piece are not subject to the effect of the difference of thickness of cutting-off sander piece.
- The rapid chuck is used to hold the working piece in place, opening or closing it is very quick, and Ø1-25mm is the same.
- When operation, a shaft with two tapered ends is used for transmission and characterized by high stability low wearing rate and long life.
- The rapid positioning rule is in the unit of 20mm and provided with a micro rule (0mm to 25mm) of which the zeroing point is the dimensions at the rapid positioning point.
- The minimum of cutting length FORM THE HOLDING UNIT is 60mm.



For Clamping



For Cutting & Grinding

1.




2.




3.



4.



5.



6.



The measure rule

SPECIFICATION

Cut-off precision	25mmø x 300mm ± 0.01
Right-angle precision	25mmø x 90° ±0.01
Cut-off sander lamina	1mm t x 180mmø (Hole) 31.8mmø
Grinding sander surface	27A/PA46IJ x100 x 50 x 20
R.P.M.	3600
Motor	1HP 110/220V 1 or 3 phase
Capacity	VEC-300G 300mm VEC-500G 500mm VEC-600G 600mm
Machine Size	VEC-300G/500G 600 X 550 X 660 mm
	VEC-600G 600 X 550 X 720 mm

- The length of measure: 300mm is for VEC-300G
500mm is for VEC-500G
600mm is for VEC-600G
Except the measure rule length is different, all items of body are same.
- Please notify the voltage & phase, when you ordering



Dustproof Halogen Lamp Beam



WATER PROOF UNIVERSAL TYPE



VHL-300 SERIES

- LIGHT IP67
- ARM IP20

SPECIFY:

110V / 55W
220V / 55W
380V / 55W
24V / 70W

※PLEASE CONFIRM
VOLTAGE & PHASE WHEN ORDER



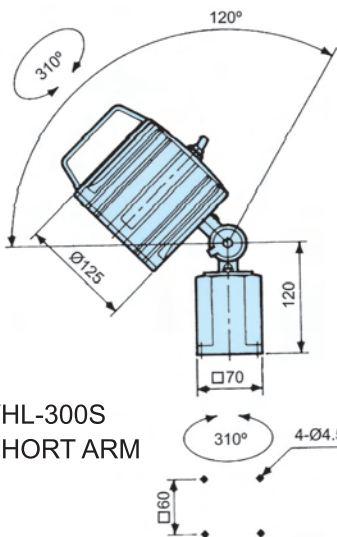
VHL-300S



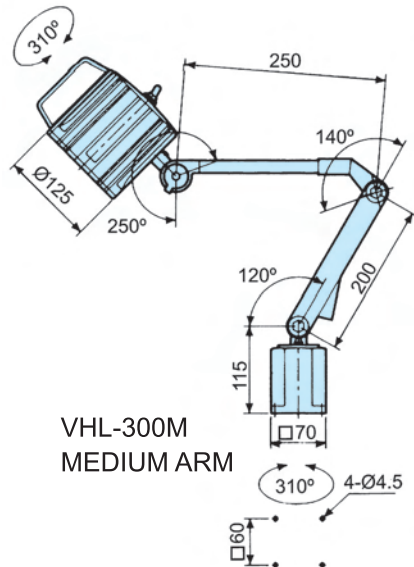
VHL-300M



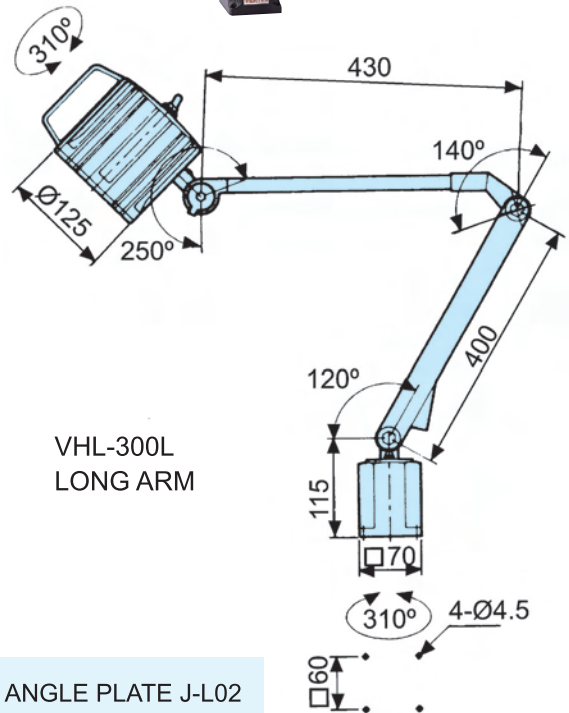
VHL-300L



VHL-300S
SHORT ARM



VHL-300M
MEDIUM ARM

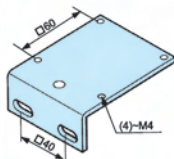


VHL-300L
LONG ARM

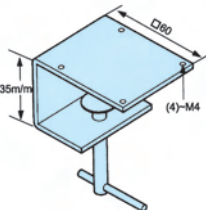
●OPTIONAL●



J-L02



J-L02



J-C02

- MOUNTING ANGLE PLATE J-L02
- MOUNTING CLAMP J-C02

Totally enclosed lighting head provides well prevention for explosion, dust, coolant, and lubricants.

Uses efficient quartz halogen bulb, great light output, soft illuminating without irritating to the eyes.

Features

- Coil transformer built in base for directly connect to voltage of Ac power. (110V, 220V, 380V, 24V...)
- Specify voltage as desired when ordering.
- It accepts bulb 55W
- Furnished with 1.8 meter cord with plug.
- Fitted with coil transformer resisting unstable voltage.
- Long service life.
- with water proof articulated arm.
- ※Please confirm voltage & phase when order.

Unit:mm

ORDER NO.	ARM LENGTH L x l	WEIGHT (kg)	CODE NO.
VHL-300L	430x400	2.4	1025-001
VHL-300M	250x200	2.1	1025-002
VHL-300S	1 JOINT	2.3	1025-003
J-L02		0.3	1025-004
J-C02		0.5	1025-005



Dustproof Halogen Lamp Beam



WATER PROOF UNIVERSAL TYPE



- LIGHT IP67
- ARM IP65

LAMP BEAM



VHL-300LR



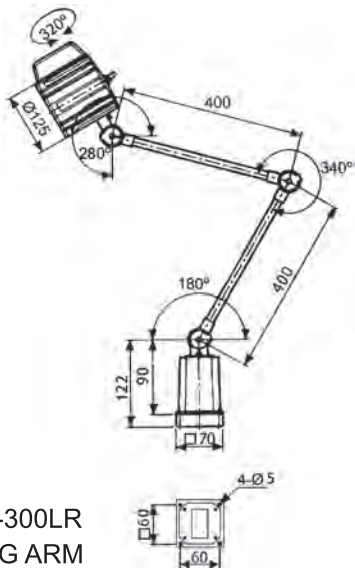
VHL-300MR



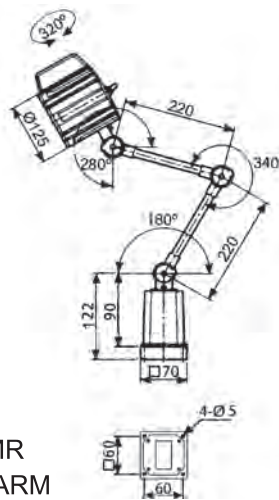
VHL-300SR



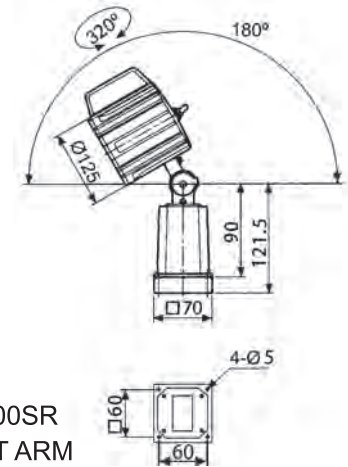
VHL-300 1/2MR



VHL-300LR
LONG ARM

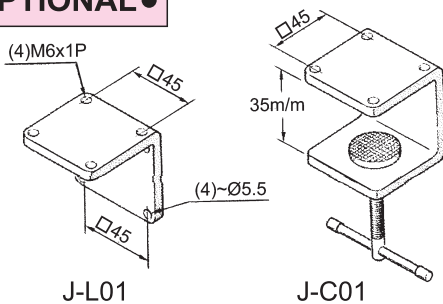


VHL-300MR
MEDIUM ARM



VHL-300SR
SHORT ARM

● **OPTIONAL** ●



J-L01

J-C01

- MOUNTING ANGLE PLATE J-L01
- MOUNTING CLAMP J-C01

Totally enclosed lighting head provides well prevention for explosion, dust, coolant, and lubricants.

Uses efficient quartz halogen bulb, great light output, soft illuminating without irritating to the eyes.

※ Please confirm voltage & phase when order.

Features

- Coil transformer built in base for directly connect to voltage of Ac power. (110V, 220V, 380V.....)
- Specify voltage as desired when ordering.
- It accepts bulb 50W, 55W, 70W.
- Furnished with 1.8 meter cord with plug.
- Fitted with coil transformer resisting unstable voltage.
- Long service life.
- With Water proof articulated arm.
- Round tube arm provides great lighting angles.
- IP65

Unit:mm

ORDER NO.	ARM LENGTH L x l	WEIGHT (kg)	CODE NO.
VHL-300LR	400x400 (With Water proof)	4.4	1025-010
VHL-300MR	200x200 (With Water proof)	3.6	1025-011
VHL-300SR	1 JOINT (With Water proof)	2.9	1025-012
VHL-300 1/2MR	200 (With Water proof)	3.4	1025-013
J-L01		0.6	1025-014
J-C01		0.4	1025-015



Quartz Halogen Lamp Beam



UNIVERSAL TYPE

- Gooseneck arm for smooth lighting angle adjustment.
- Lighting reaches any direction.

VHL-20FT SERIES

- Engineering plastic shade and base provides complete insulation for maximum operator safety.
- Power source available: Any voltage on customer's request. Such as 110V, 220V, 240V, 380V, 415V.
- Transformer built in base.
- Accept 20, 35 and 50 watt bulb. Included with 20 watt bulb, 35 and 50 watt bulb on request.
- Furnished with 1.8 meter (70") cord.
- Available with magnetic base. (optional)
- Engineering mounting angle plate. (optional)
- Double shades designed permits fast heat dissipation.

VHL-20F SERIES

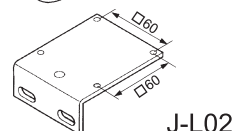
- The quartz halogen lamp has great light output, soft illuminating without irritating to the eyes.
- Low voltage 12 or 24 volt operation without danger of electric shock.
- The articulated arm provides vibration resistance performance.
- Use top quality electric components.
- Accept 20, 35, 50 watt bulb. Included with 20 watt bulb, 35 and 50 watt bulb on request.
- Complete with 1.8 meters (70") cord.
- Economical model, jet quality constructed.
- Ideally suited to machine tools and machinery without big working area.
- Engineering plastic shade and base provides complete insulation.
- IP20



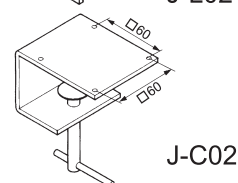
● **OPTIONAL** ●



J-M01



J-L02



J-C02

- MAGNETIC SEAT
- MOUNTING CLAMP J-C02
- MOUNTING ANGLE PLATE J-L02

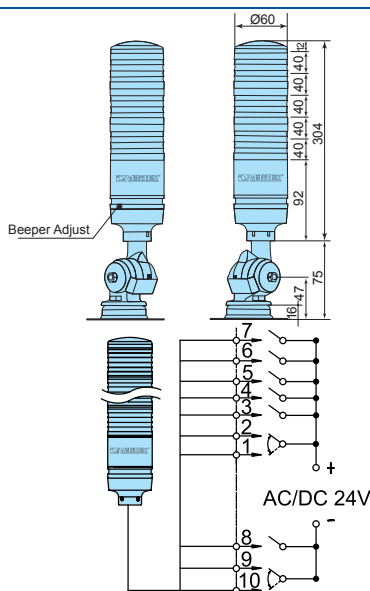


ORDER NO.	WEIGHT(kg)	CODE NO.
VHL-20FT	1.6	1025-020
VHL-20F	1.1	1025-021
J-M01	0.6	1025-006
J-L02	0.3	1025-004
J-C02	0.5	1025-005

※ Please confirm voltage & phase when order.



Water - Proof Bright LED Signal Light



- Suit for machine tools & etc, show signal of machine process
- Good for automatic Processing line multi angle
- Double layer lamp shade high illumination LED water & dust proof-steam 360° lighting without shade
- Signal light with feature of multi-function, water proof.
- Lamp of signal light, adopted high efficient LED bulb.


※ Please confirm voltage when order.

NO.	Color	Function	NO.	Color	Function
1	Purple	Continuous Beeper	6	Blue	Blue light
2	Walnut	Snatchy Beeper	7	White	White light
3	Green	Green light	8	Black with white	Beeper
4	Yellow	Yellow light	9	Gray	Flashless
5	Red	Red light	10	Black	Flashing

ORDER NO.	Bulb	Leight Diameter	Enclosure IP	Weight (kgs)	CODE NO.
VLED-SL	24V 0.75W	60mm	IP54	0.77	1025-026

● **OPTIONAL** ● Transformer 220V → 24V

ORDER NO.	WEIGHT (kg)	CODE NO.
VLED-SL-TF	0.12	1025-027

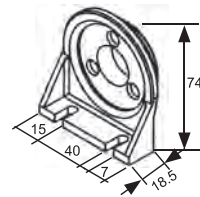




Water-proof Reflector LED Lamp



NEW



BRACKET

- The products wide illumination range and brightness makes it suitable for areas requiring wide-range illumination. it is suitable for various machine tools when installed on different mounts, particularly machine tools within closed operating environments.
- Enclosure IP : IP67
- Wide illuminating range suit for various machine tools. Water proof & dust proof good for under ground environment.
- The protective cover is waterproof and dustproof, the lamp is conducive for subways, mines, and tunnel environments.

ORDER NO.	VOLTAGE	LAMP LENGTH	BULB	UMINATION DISTANCE	WEIGHT (KGS)	CODE NO.
VLED-W13	100V ~ 240V	448 mm	12W	0.5 m / 500 lux	2.2	1025-058
VLED-W18	100V ~ 240V	520 mm	12W	0.85m / 500 lux	2.5	1025-058A
VLED-W36	100V ~ 240V	734 mm	24W	1.10 m / 500 lux	3.5	1025-059

※ Color Temperature: 5500 K-6000 K


※ Please confirm voltage & phase when order.



Workshop LED Lamp

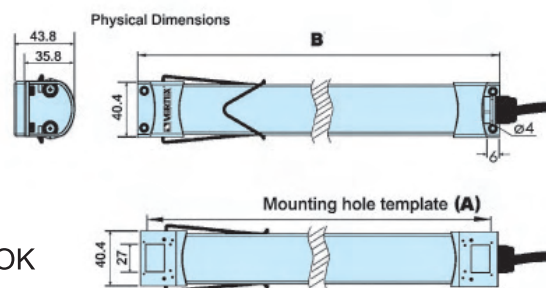
NEW

WATER RESIST



MAGNETIC FOR HOOK

MAGNETIC FOR HOOK



- For garage & workshop
- Light weight & durable
- 3 attach way : magnet, hook & stand
- IP67 water proof
- Angle 120°
- Samsung 5630LED
- 5300 K

ORDER NO.	A	B
VLED-1080	290	300
VLED-2160	510	520

ORDER NO.	VOLTAGE	LAMP LENGTH	BULB	l m	UMINATION DISTANCE	WEIGHT KGS)	CODE NO.
VLED-1080	110V ~ 240V	300 mm	7.5W	1080 lm	0.65 m / 500 lux	0.61	1025-080
VLED-2160	110V ~ 240V	520 mm	15W	2160 lm	1.0 m / 500 lux	1.07	1025-081



Cool Light Beam

WATER RESIST


D SERIES



DB SERIES



- Outstanding Water-resist Performance



- Suited for machine lighting. indoor and outdoor lighting.
 - Cool lighting performance.
 - Anti-crack lamp.
 - Swivelling mounting bracket (optional).
 - Accommodates power source 110V or 220V. single voltage only.
 - Specify HZ and voltage when ordering.
 - The outer tube is manufactured from acrylic. When requested, the glass outer tube is available.
 - Furnished with 1.8 meter (70") cord.
- ※ Please confirm voltage & phase when order.

Separate ballast series

ORDER NO.	LAMP LENGTH	BULB LENGTH	WATT	DIA	WEIGHT (kg)	CODE NO.
VHL-W36D/PL	621mm	385mm	36	70mm	2.9	1025-034

Built-in ballast series

ORDER NO.	LAMP LENGTH	BULB LENGTH	WATT	DIA	WEIGHT (kg)	CODE NO.
VHL-W15DB	717mm	436mm	15	70mm	3.5	1025-041
VHL-W18DB/PL	525mm	195mm	18	70mm	2	1025-042
VHL-W20DB	861mm	580mm	20	70mm	3.6	1025-043



Magnifying Fluorescent Work Light Beam



WITH 5X LENSE

• IP20



VHL-30TEB
BENCH TYPE

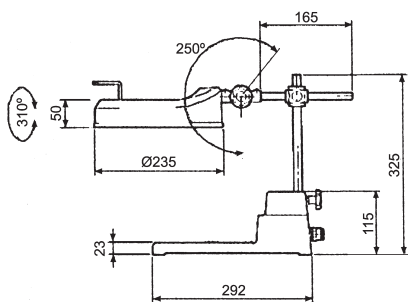


VHL-30MEB

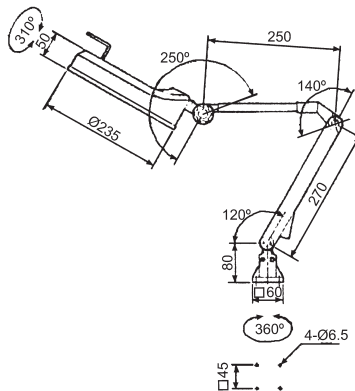


3 Diopter auxiliary lens
(optional)

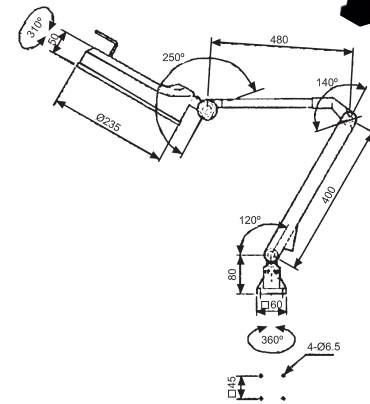
VHL-30LEB



VHL-30TEB BENCH TYPE



VHL-30MEB MEDIUM ARM



VHL-30LEB LONG ARM

VHL-30 TEB

- Bench type model.
- Constructed with a wide base for placing object, allowing it especially suited for inspection lighting.
- Electronic ballast is built in arm.
- Accepts 10 watt fluorescent tube.
- ※ 110V, or 220V operation. Supplied single voltage only. Specify desired voltage when ordering.
- Furnished with 1.8 meter cord with plug. Extended cord length is available when required.

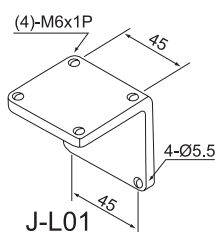
Designed with a magnifier lens on luminaire head giving 5 Diopter of magnification 2.25x than actual object. The fluorescent lighting provides day light effect without flash.

•OPTIONAL•

ORDER NO. VHL-3X
3 Diopter magnifier lens=1.75X

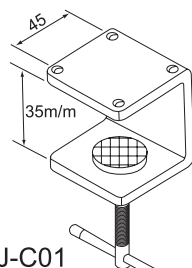


•OPTION



J-L01
MOUNTING ANGLE
PLATE

•STANDARD ACC.



J-C01
MOUNTING CLAMP

VHL-30 MEB

- Medium arm model.
- Electronic ballast is built in arm.
- Accepts 10 watt fluorescent tube.
- 110V, or 220V operation. Supplied single voltage only. specify desired voltage when ordering.
- Furnished with 1.8 meter cord with plug. Extended cord length is available when required.

VHL-30 LEB

- Long arm model.
- Electronic ballast is built in arm.
- Accepts 10 watt fluorescent tube.
- 110V, or 220V operation. Supplied single voltage only. Specify desired voltage when ordering.
- Furnished with 1.8 meter cord with plug. Extended cord length is available when required.

ORDER NO.	WEIGHT (kg)	CODE NO.
VHL-30TEB	3.5	1025-060
VHL-30MEB	2.9	1025-062
VHL-30LEB	2.9	1025-063
J-L01	0.6	1025-014
VHL-3X	0.3	1025-065

- All VHL-XXXLED work lights are with 5 Diopter magnifier lens, The MAX.=5+3=8 Diopter



Magnifying Fluorescent Work Light Beam



WITH 5X LENSE

• IP20



NEW MODEL LED LAMP TYPE



LED

VHL-30TLED
BENCH TYPE



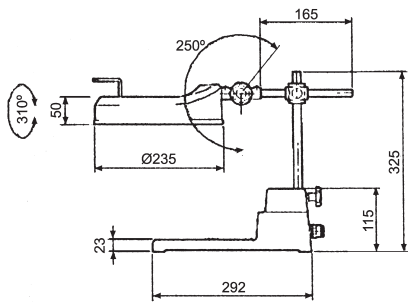
VHL-30MLED



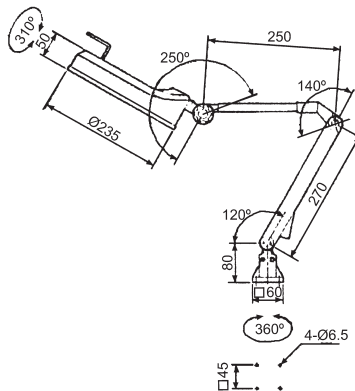
3 Diopter auxiliary lens
(optional)

VHL-30LLED

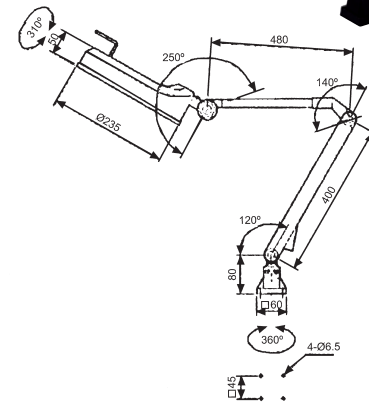
LAMP BEAM



VHL-30TLED BENCH TYPE



VHL-30MLED MEDIUM ARM



VHL-30LLED LONG ARM

VHL-30TLED

- Bench type model.
- Constructed with a wide base for placing object, allowing it especially suited for inspection lighting.
- Electronic ballast is built in arm.
- Accepts 10 watt fluorescent tube.
- ※ 110V, or 220V operation. Supplied single voltage only. Specify desired voltage when ordering.
- Furnished with 1.8 meter cord with plug. Extended cord length is available when required.

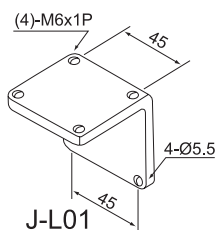
Designed with a magnifier lens on luminaire head giving 5 Diopter of magnification 2.25x than actual object. The fluorescent lighting provides day light effect without flash.

•OPTIONAL•

ORDER NO. VHL-3X
3 Diopter magnifier lens=1.75X



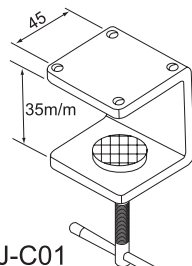
•OPTION



J-L01

MOUNTING ANGLE
PLATE

•STANDARD ACC.



J-C01

MOUNTING CLAMP

VHL-30 MLED

- Medium arm model.
- Electronic ballast is built in arm.
- Accepts 10 watt fluorescent tube.
- 110V, or 220V operation. Supplied single voltage only. specify desired voltage when ordering.
- Furnished with 1.8 meter cord with plug. Extended cord length is available when required.

VHL-30 LLED

- Long arm model.
- Electronic ballast is built in arm.
- Accepts 10 watt fluorescent tube.
- 110V, or 220V operation. Supplied single voltage only. Specify desired voltage when ordering.
- Furnished with 1.8 meter cord with plug. Extended cord length is available when required.

ORDER NO.	WEIGHT (kg)	CODE NO.
VHL-30TLED	3.5	1025-060A
VHL-30MLED	2.9	1025-062A
VHL-30LLED	2.9	1025-063A
J-L01	0.6	1025-014
VHL-3X	0.3	1025-065

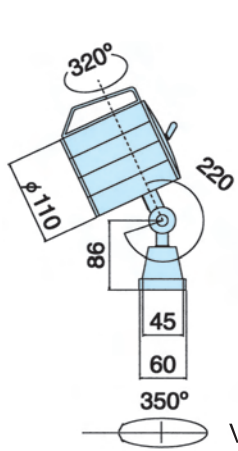
- All VHL-XXXLED work lights are with 5 Diopter magnifier lens, The MAX.=5+3=8 Diopter



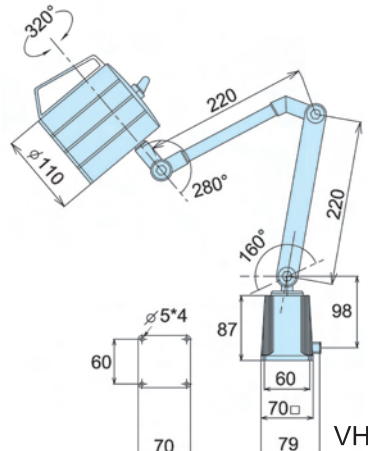
Water-Proof Halogen Lighting Beam



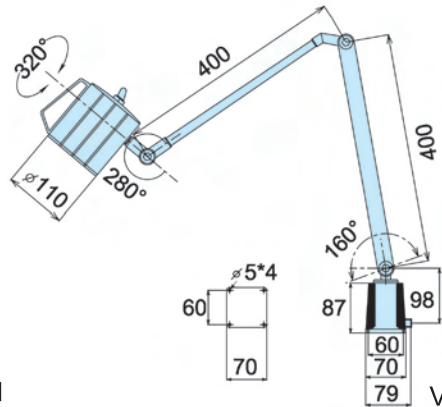
- LIGHT IP67
- ARM IP20



VHL-400S



VHL-400M



VHL-400L

WATER-PROOF HALOGEN LIGHTING LAMP (VHL-400L SERIES)

LIGHTING HEADS OF THESE SERIES WITH SPECIFIC FEATURES OF WATER-PROOF, DUST-FREE, ANTI-LUBRICAT, ANIT-CUTTING OIL, ETC. THE LIGHTING UNITS ADPOTED WITH A BULB (12V/50W). CUSTOMERS' SPECIFICATIONS ALSO ACCEPTED.

VHL-400L

- Water-proof lighting head with reinforced glass resists big temperature fluctuations of cutting oil.
 - 12V/24V Voltage.
 - Flexible Arm (round arm), 400x400mm
 - With universal Lighting Base.
 - Specifications of Bulb: 12V/50W.
 - Different conditions demand different lighting bases.
- Selected rectangular L-type (#V-20) base or C-type (#V-21) base.

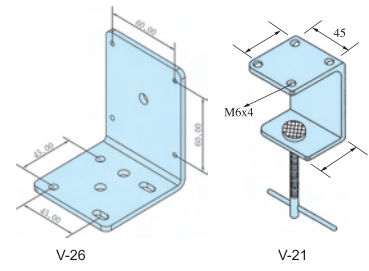
VHL-400M

- Performance & features: same as, but with shorter flexible arm at 220x185mm.

VHL-400S

- Specially designed to fit particular locations and spaces, The flexible arm is very short.

● OPTIONAL ●



ORDER NO.	VOLTAGE	BULB	ARM LENGTH L x l	OPTIONAL ACCESSORIES	WEIGHT (N.W.)	CODE NO.
VHL-400L	110V - 220V	12V 50W	400x400	V-26	3.8	10 25-100
VHL-400M	110V - 220V	12V 50W	220x220	V-26	3.5	1025-101
VHL-400S		12V 50W		V-20 / V-21	2.8	1025-102

ORDER NO.	WEIGHT (kg)	CODE NO.
V-21	0.48	1025-107
V-26	0.19	1025-108

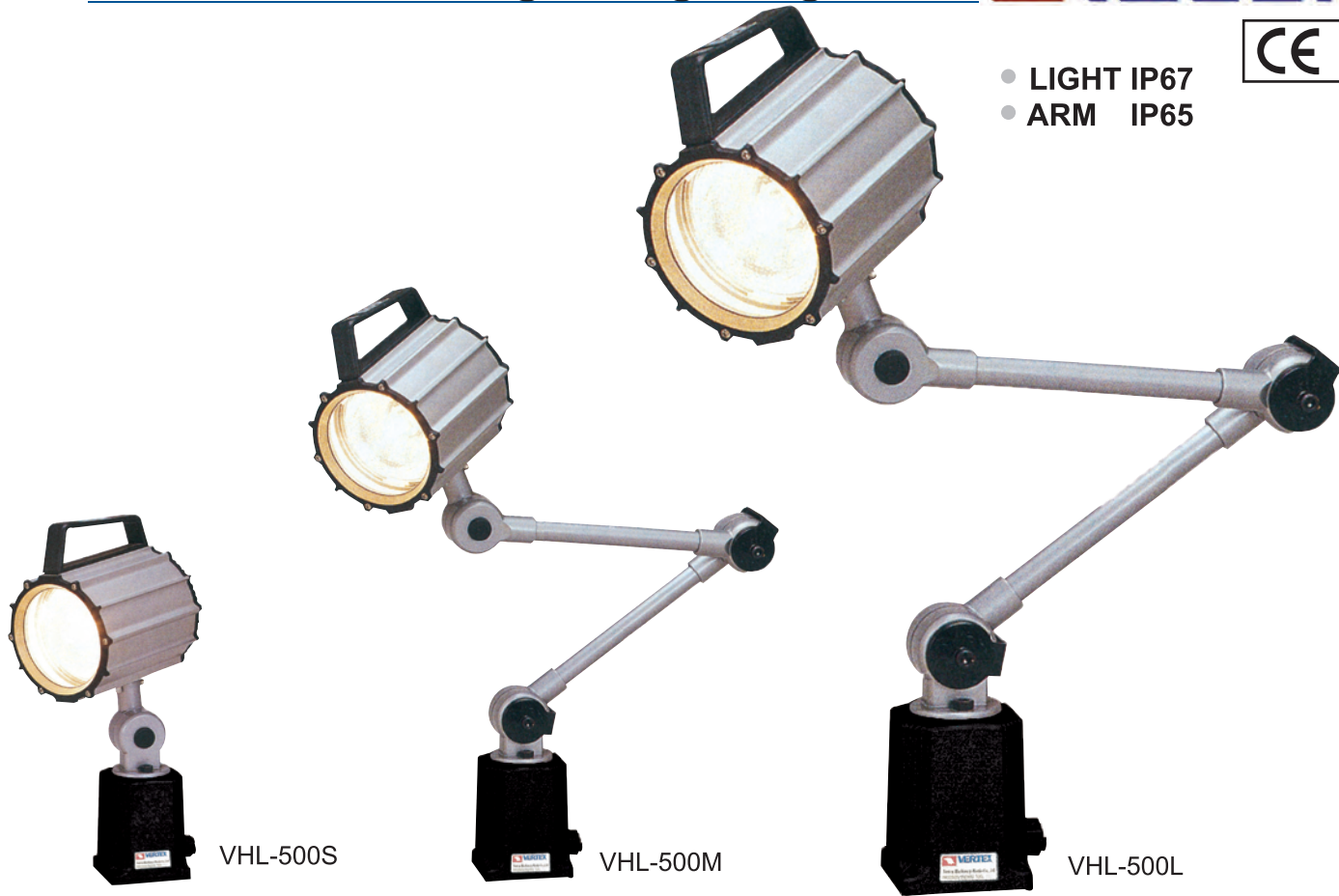


Water-Proof Halogen Lighting Beam



- LIGHT IP67
- ARM IP65

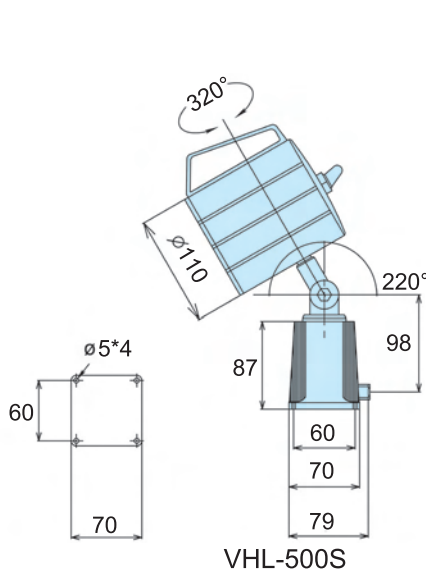
LAMP BEAM



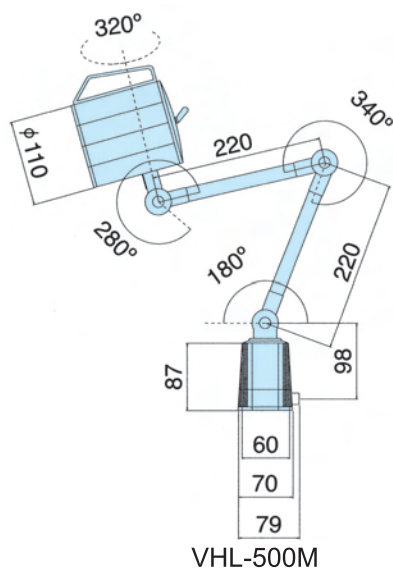
VHL-500S

VHL-500M

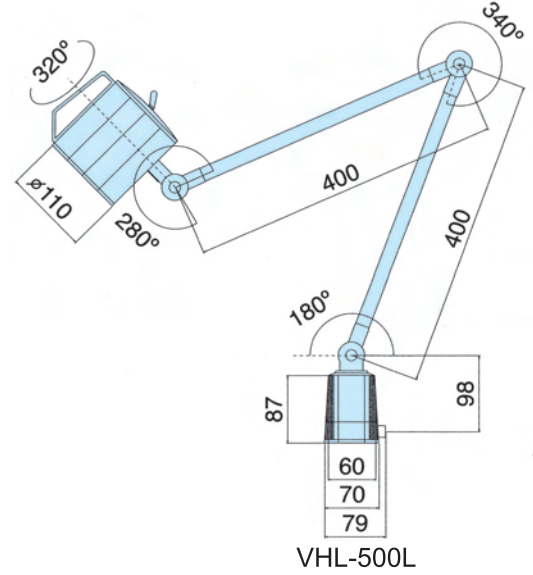
VHL-500L



VHL-500S



VHL-500M



VHL-500L

VHL-500L

- Performance & features of these series: same as. The main difference is that VHL-500L can be installed with a shorter arm, and connected with AC current below 240V.
- ※ Please indicate the required voltage when placing the orders to us.
- Specifications of the bulb: 12V/50W

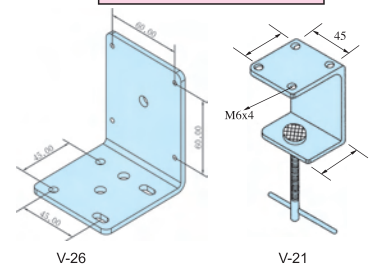
VHL-500M

- Same specifications as VHL-500L, but with shorter flexible arm at 220x220mm.

VHL-500S

- Specially designed to fit particular locations and spaces. The flexible arm is very short.

● OPTIONAL ●



V-26

V-21

ORDER NO.	VOLTAGE	BULB	ARM LENGTH L x l	OPTIONAL ACCESSORIES	WEIGHT (N.W.)	CODE NO.	ORDER NO.	WEIGHT (kg)	CODE NO.
VHL-500L	110V - 220V	12V 50W - 24V 50W	400x400	V-26	4	1025-103	V-21	0.48	1025-107
VHL-500M	110V - 220V	12V 50W - 24V 50W	200x220	V-26	3.8	1025-104	V-26	0.19	1025-108
VHL-500S	110V - 220V	12V 50W - 24V 50W		V-26	2.7	1025-105			

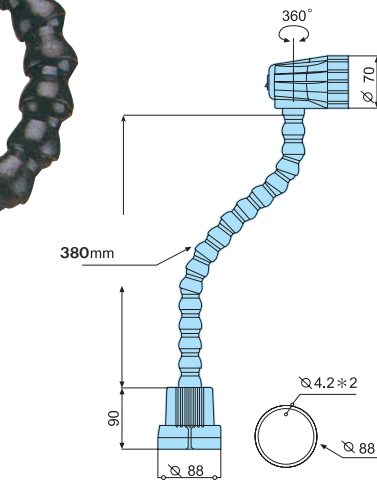


Dustproof Halogen Lamp Beam

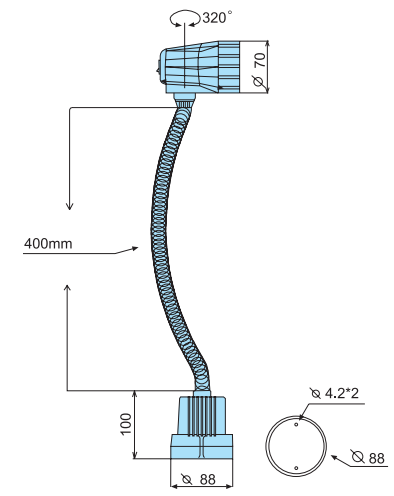


WITH TRANSFORMER & MAGNETIC BASE

● IP20



VHL-600FT



VHL-700FT

Features

- VHL-600FT, VHL-700FT type ideal for work-place lighting if bright concentrated light is required in performance not too large area illumination. Built in transformer.
- Suitable for use at small machine such as CNC engraving machine, sewing machine, lathe machine, working benches and working table.....etc.
- VHL-700FT with flexible arm.

※ Please confirm voltage & phase when order.

ORDER NO.	VOLTAGE	BULB	ARM LENGTH L x l	OPTIONAL ACCESSORIES	WEIGHT N.W.(KGS)	CODE NO.
VHL-600FT	110V - 220V	12V 20W	380	M-23	1.7	1025-109
VHL-700FT	110V - 220V	12V 20W	400	M-23	1.7	1025-110


V-B15		12V 50W / 24V 50W			0.009	1025-111
V-B16		12V 55W / 24V 70W			0.009	1025-112
V-T17	415V - 12 / 415V - 24 380V - 12 / 380V - 24 230V - 12 / 230V - 24				1.47	1025-113
V-T18	415V - 12 / 415V - 24 380V - 12 / 380V - 24 230V - 12 / 230V - 24				1.4	1025-114

V-T17



TRADITIONAL TRANSFORMER V-T17
SUITABLE FOR
VHL-400 SERTES
VHL-500 SERTES

V-T18



EXTERIOR DUST-FREE TRANSFORMER V-T18
Voltage below 415V. Can be installed anywhere.
Dust-Free, leakage-proof and oil-proof.

V-B15



V-B15
12V/50W, 24V/50W
Those bulb for VHL-400, VHL-500 series

V-B16



V-B16
24V/70W, 12V/55W
Those bulb for VHL-400, VHL-500 series



Water Proof LED Lamp



NEW

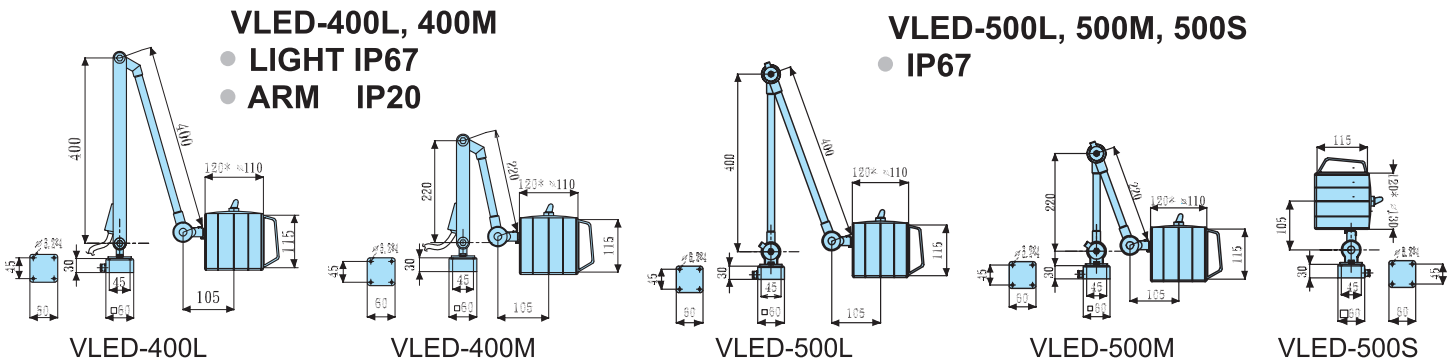
ENERGY SAVING

UNIVERSAL TYPE

LED TYPE



LAMP BEAM



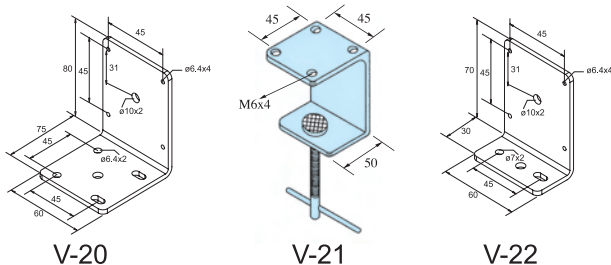
Features

- Energy saving
- Luminous flux: 780~800 lumen
- LED light long service life
- 1 year guarantee
- 1.8 meter coil
- White light
- No high heat produce
- Dust/water proof
- Specify voltage when ordering
- For any working place, stable quality
- Suit for CNC, engraving, drill press machine, lathe, wood and mold industry

※ Please confirm voltage & phase when order.

ORDER NO.	VOLTAGE	BULB	ARM		WEIGHT N.W.(KGS)	CODE NO.
			L x l	TUBE STYLE		
VLED-400L	110V / 220V	9W	400 X 400	SQUARE	2.12	1025-130
VLED-400M	110V / 220V	9W	220 X 220	SQUARE	1.96	1025-131
VLED-500S	110V / 220V	9W	JOINT	ROUND	1.6	1025-132
VLED-500L	110V / 220V	9W	400 X 400	ROUND	2.42	1025-136
VLED-500M	110V / 220V	9W	220 X 220	ROUND	2.3	1025-137

●OPTIONAL●



Totally enclosed lighting head provides well prevention for explosion, dust, coolant, and lubricants.

- LED9W High lumen 780~800 Led light bulb

OPTIONAL ACCESSORIES		
ORDER NO.	WEIGHT (kg)	CODE NO.
V-20	0.28	1025-106
V-21	0.48	1025-107
V-22	0.16	1025-119
LED9W	0.19	1025-141A



Concentrate LED Lamp



UNIVERSAL TYPE



NEW

Features

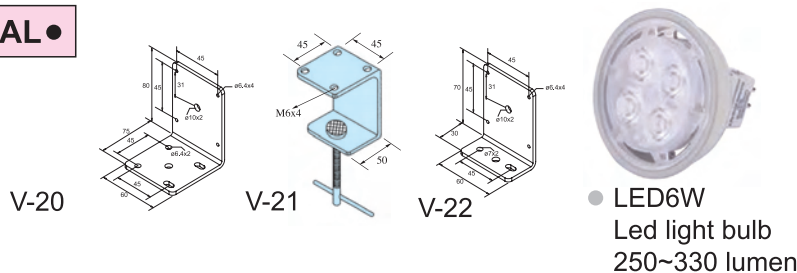
- Energy saving
- LED light long service life
- 1 year guarantee
- Luminous flux: 250~330 lumen
- No high heat produce
- Dust proof
- Flexible & folding arm
- Built-in transformer
- Suit for small CNC, engraving, sewing machine, drill press, lathe, and working table
- IP20



※ Please confirm voltage & phase when order.

ORDER NO.	VOLTAGE	BULB	ARM L x ℓ	WEIGHT N.W.(KGS)	CODE NO.
VLED-30L	INPUT: 220V OUTPUT: AC / DC 12V	12V 6W	400 X 310 mm	2	1025-125
VLED-30L	INPUT: 110V OUTPUT: AC / DC 12V	12V 6W	400 X 310 mm	2	1025-126
VLED-30M	INPUT: 220V OUTPUT: AC / DC 12V	12V 6W	220 X 310 mm	1.8	1025-127
VLED-30M	INPUT: 110V OUTPUT: AC / DC 12V	12V 6W	220 X 310 mm	1.8	1025-128

OPTIONAL



OPTIONAL ACCESSORIES

ORDER NO.	WEIGHT (kg)	CODE NO.
V-20	0.28	1025-106
V-21	0.48	1025-107
V-22	0.16	1025-119
LED6W	0.14	1025-140



Wide Range Halogen Lamp Beam

NEW



Features

- Power consumption :21.5W
- Angle:36°
- Color temperature:2800K
- Lumens value:210 lm
- Voltage:AC 220V power 12V
- With transformer built-in
- IP20

OPTIONAL



ORDER NO.	VOLTAGE	BULB	ARM L x ℓ	WEIGHT N.W.(KGS)	CODE NO.	ORDER NO.	WEIGHT (kg)	CODE NO.
VHL-50FT	AC 220V	12V / 20W	500 mm	1.69	1025-151	V-51	0.52	1025-161
						V-52	0.27	1025-162

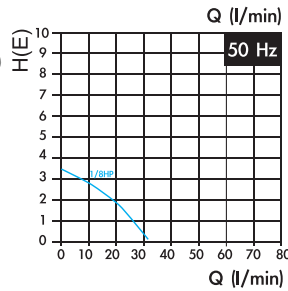


1/8 HP. Under Water Coolant Pump



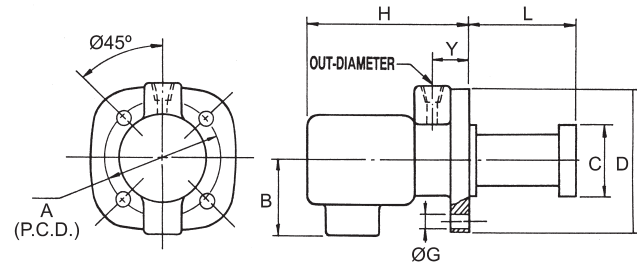
Features

This is the pump in best quality with anti-rust treatment, use high grade material for the complete set and has been duly inspected in five steps by precision electron device.



220V 1PH
380V 3PH

Unit:mm



※ Please confirm voltage & phase when order.

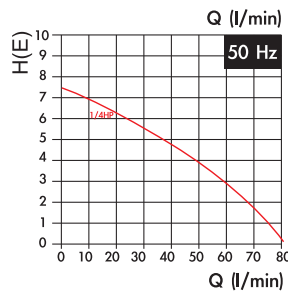
Unit:mm

POWER	A	B	C	D	G	H	Y	OUT-DIAMETER
1/8 HP	128±0.2	105	Ø90	Ø150	Ø8	160	19	PT 3/8

ORDER NO.	TYPE	POWER	L mm	PUMPING WATER		WEIGHT (kg)	CODE NO.
				1 mm	2 mm		
VWP-0810	UNDER WATER	1/8 HP	100	27ℓ-28ℓ	25ℓ-26ℓ	5.5	1026-001
VWP-0813			130				
VWP-0815			150				
VWP-0818			180				

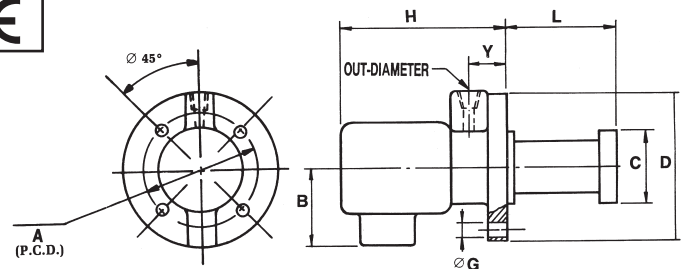


1/4 HP. Under Water Coolant Pump



220V 1PH
380V 3PH

Unit:mm



※ Please confirm voltage & phase when order.

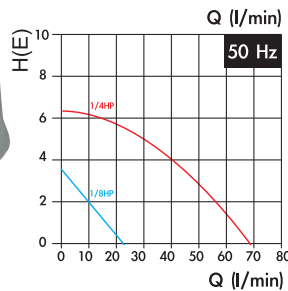
Unit:mm

POWER	A	B	C	D	G	H	Y	OUT-DIAMETER
1/4 HP	158±0.2	125	Ø122	Ø180	Ø8	180	26	PT 1/2

ORDER NO.	TYPE	POWER	L mm	PUMPING WATER		WEIGHT (kg)	CODE NO.
				1 mm	2 mm		
VWP-0415	UNDER WATER	1/4 HP	160	74ℓ-76ℓ	71ℓ-72ℓ	11.1	1026-010
VWP-0418			180				
VWP-0420			200				
VWP-0424			240				
VWP-0427			270				

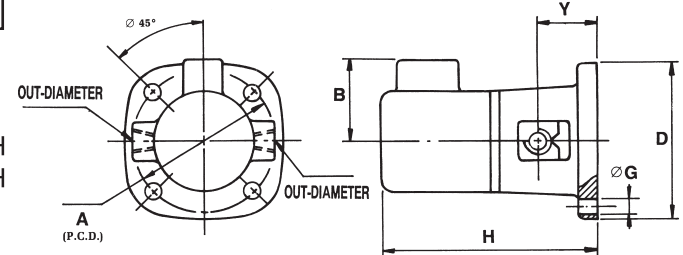


Self Priming Coolant Pump 1/8 HP. 1/4 HP



220V 1PH
380V 3PH

Unit:mm



※ Please confirm voltage & phase when order.

Unit:mm

POWER	A	B	D	G	H	Y	IN-DIAMETER	OUT-DIAMETER
1/8 HP	140±0.2	105	165	Ø8	195	50±0.5	PT 3/8	PT 3/8
1/4 HP	185±0.2	125	225	Ø8	240	65±0.5	PT 1/2	PT 1/2

ORDER NO.	TYPE	POWER	PUMPING WATER		WEIGHT (kg)	CODE NO.
			1 mm	2 mm		
VWP-089	SELF PRIMING	1/8 HP	26ℓ-27ℓ	24ℓ-25ℓ	5.9	1026-020
VWP-049		1/4 HP	73ℓ-75ℓ	70ℓ-71ℓ		



Coolant Pump Kit



1/8 HP & 1/4 HP



220V 1PH
380V 3PH



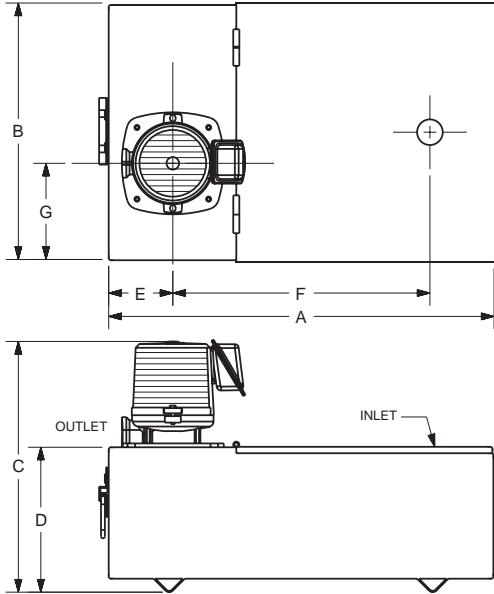
SET INCLUDING



- Coolant pump
- Coolant tank
- Connecting cable (w/plug for 1 ph)
- Coolant hose kit w/magnetic base
- Flexible conveying hose
- Drain hose
- Tool kits
- ON/OFF switch (for 1ph)

※ Please confirm voltage & phase when order.

COOLANT PUMP



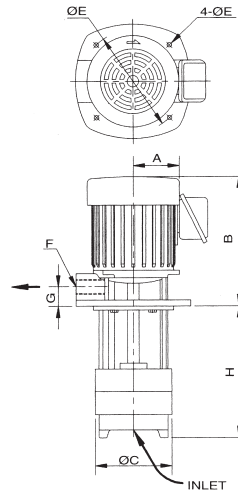
Type	A mm	B mm	C mm	D mm	E mm	F mm	G mm	Volume litre
VWP-81-150K	352	260	350	190	68	232	102	15ℓ
VWP-41-180K	600	400	400	230	100	500	150	45ℓ

ORDER NO.	VWP-81-150K	VWP-41-180K
ITEM		
Coolant pump (HPxH)	1/8 HP x 150mm	1/4 HP x 180mm
Tank size (LxWxH)	350x250x185mm	600x400x230mm
Volume of coolant tank	15	45ℓ
Connecting cable	1500mm	1500mm
Coolant hose kits w/magnetic base (ØxL)	1/4" x 300mm	1/2" x 300mm
Flexible conveying hose (ØxL)	3/8" x 1500mm	1/2" x 1500mm
Drain hose (ØxL)	1" x 300mm	1" x 300mm
Weight(kgs)	10.8	33
CODE NO.	1026-030	1026-031



Under Water Type Multi-stage High Pressure Coolant Pump

220V 1PH
380V 3PH



Special Features

- Discharge available in either N.P.T / P.T.
- Heavy duty bearings greased for long life and easy maintenance.
- Multi-stages., up to 6 stages for pressure over 9kg/cm² staggered discharge ports equalize radial loads for increasing pump life.
- Stainless steel made enclosed impeller., increasing pump efficiency and flow volumn.
- Rigid and strong one-piece shaft.

※ Please confirm voltage & phase when order.

SPECIFICATION

ORDER NO.	STAGE	HP	A	B	C	D	E	F	G	H	PRESSURE kg/cm ² (PSI)	VOLUMETRIC DELIVERY (ℓ/min)		DELIVERY HEAD (m)	WEIGHT (kg)	CODE NO.
												EMULSION	COOLING OIL			
VWP-MS2-180	2	3/4	135	255	135	9	170	3/4" or 1" (option)	28	180	3 (42)	140	116	30	15	1026-040
VWP-MS2-250																
VWP-MS3-200	3	1	135	275	135	9	170	3/4" or 1" (option)	28	200	4.5 (64)	140	116	45	16	1026-042
VWP-MS3-250																
VWP-MS4-230	4	1 1/4	135	275	135	9	170	3/4" or 1" (option)	28	230	6 (85)	140	116	60	18	1026-044
VWP-MS4-180																
VWP-MS5-210	5	1 1/2	135	275	135	9	170	3/4" or 1" (option)	28	210	7.5 (106)	140	116	75	20	1026-046



Hand Lubrication Pump



LT-4


● **Rattling hand pump LT model**

Rattle the lever of the pump reiteratively and the oil will be pressured into the main pipe. When the lever is released, it will return to the original position automatically.

ORDER NO.	Discharged amount (c.c/st)	Max. discharged pressure (kg/cm ²)	capacity (c.c)	Efficient capacity (c.c)	WEIGHT (kg)	CODE NO.
LT-4	4	15	230	200	0.7	1026-050

● **Rattling hand pump LT model**

The discharged amount and pressure are higher than those of LT-4 and the operation method is just the same.



LT-6

ORDER NO.	LT-6	LT-18	LT-18A
Size (AxB)	85x85	100x110	98x107
Weight	1.2kg	1.6kg	1.6kg

ORDER NO.	Discharged amount (c.c/st)	Max. discharged pressure (kg/cm ²)	capacity (c.c)	Efficient capacity (c.c)	CODE NO.
LT-6	6	15	350	250	1026-061
LT-18	8	15	600	400	1026-062
LT-18A	8	15	650	450	1026-063



EA-8R

● **Pulling type hand pump EA model**


Pull the lever of the pump reiteratively and the oil will be discharged at the up or down port.

ORDER NO.	Discharged amount (c.c/st)	Max. discharged pressure (kg/cm ²)	capacity (c.c)	Efficient capacity (c.c)	WEIGHT (kg)	CODE NO.
EA-8 R	8	3.5	600	500	1	1026-070
EA-8 L						1026-071

The installation machine could be selected either the right side marked "R" or the left side marked "L"



Hand Lubrication Pump



LA-8R

● Depressing type hand-pump model LA

Depress the lever repeatedly, first. The oil Will be pressured out when it's depressed. Only after the lever is released, the pressured oil will be discharged.

ORDER NO.	Discharged amount (c.c/st)	Max. discharged pressure (kg/cm ²)	capacity (c.c)	Efficient capacity (c.c)	WEIGHT (kg)	CODE NO.
LA-8 R	1~8	5	1000	800	1.4	1026-082
LA-8 L						1026-083

The installation position of a machine could be selected either the right side marked "R" or the left side marked "L"

● Operation Instructions:

When move the operating rod, the plunger (iron core) will be moved simultaneously so as to make cylinder become under negative pressure. Then, due to closed air pressure of the tank, the grease will get into the cylinder from the suction port. Now, operate the rod to extrude out the grease through pipe in the cylinder by principle of the plunger pushing open the check valve. When inside pressure reaches to the specific pressure of 100kg/cm², down pressure valve will start to return the grease to the oil tank. The operating rod is to use of a spring to link on the injector, while the oil tank is tightly fixed on the injector as a round storage tank to prevent from oil leaking.

Advantages:

- Has smooth stickness to the lubricating surface with proper oiling capacity, so no surplus oil will be leaked out to stain with the surface of bench.
- No need to worry about the dirt & impurities entered into the oiling port, so it is more clean than other ways of lubrication.
- Manual type pump. Use of single pipe, so no need of pipe return device. With simple piping for best effect.



LA-1403

LA-2403

ORDER NO.	A	B	C	OIL	c.c./stoke	VOLUME c.c.	PRESSURE kg/cm ²	VALVE	SPRAY MOUTH	CODE NO.
LA-1403	290	150	70	MACHINE OIL	2	300	60	SD	60 □	1026-100
LA-1408	310	205	90			800				1026-101
LA-2403	290	150	70	GREASE	2	300	100	SD	60 □	1026-102
LA-2408	310	205	90			800				1026-103



Electrical Automatic Pump SMA Model



SMA MODEL (AUTOMATIC)

● Electrical automatic pump SMA model

The outstanding performances of SMA models belong to intermittent oil supply pumps whose specification are classed into four kinds by the frequency and the discharged amount is adjustable within the range of 1~3c.c.

ORDER NO.	Frequency (time / min)	Discharged amount (c.c/st)	Max. discharged pressure (kg/cm ²)	Capacity (ℓ)	WEIGHT (kg)	CODE NO.
SMA-3	Choose to pump every 5 or 10 or 15 or 30 or 60 min.	1~3	3	2	1.8	1026-090
SMA-6		3~	3	2	1.8	1026-091
SMA-8.5		4~8.5	3	2	1.9	1026-092

Motor's voltage is AC 110V or 220V

※Please choose FREQUENCY when order.



Chamfering & Deburring For R Dual Angle Unit



ORDER NO. VCF-500R

CODE NO. 1023-008

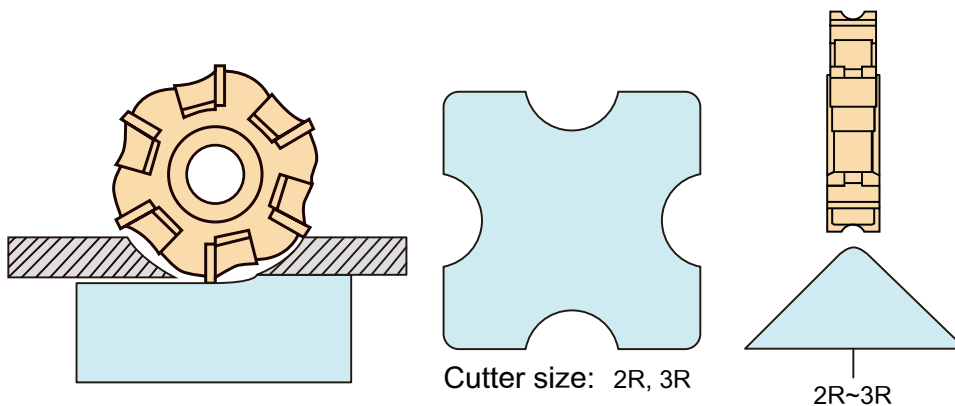
NEW






S.A. ORDER NO. VCF-500R-RMC
Machine Unit With 2R Blade Insert

FEATURES

- Easy chamfering any length of steel, iron, casting iron and non-metal materials.
- Adjustable cutting point of C angle to make the full using of side knife.
- Accessories: R side mill cutter. specification form 2R, 3R.



STANDARD ACCESSORIES

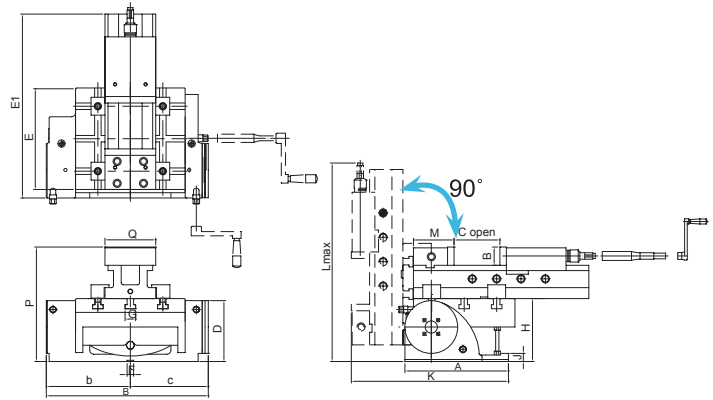

ORDER NO.	DESCRIPTION CUTTER / INSERT	CODE NO.
VCF-500R-RMC	ROUND INSERT SIDE MILL CUTTER 	1023-039
VCF-500R-2R	2R BLADE INSERT / 10pcs 	1023-040
VCF-500R-3R	3R BLADE INSERT / 10pcs 	1023-041

TECHNICAL DATA

Machine Size	L500xW400xH320mm
Voltage	3Ø, 220V-400V, or 1Ø, 110V/220V ; 50Hz/60Hz
Motor	1HP, 3500 r.p.m. (Standard)
Height of bevel	2R, 3R
N.W. / G.W.	28kgs / 31kgs
Packing	55x46x32cm, 3 Cuft



Power Tilting Vise

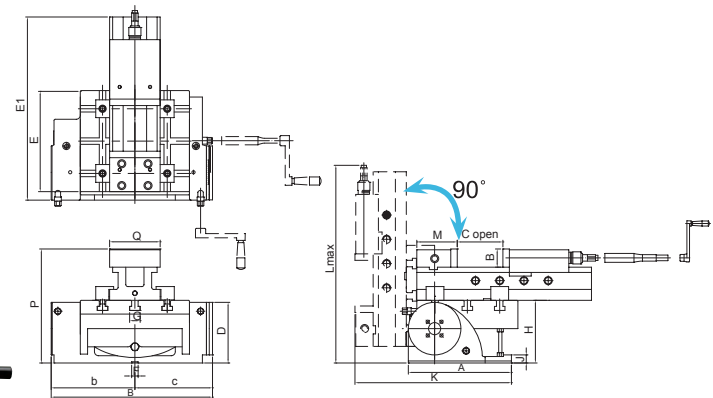



- Tilting by rigid & strong design, 2 supporter & rigid clamping system construction.
- Minimum set-up time.
- Tilting angle can adjusted by worm & worm gear system.
- Accurate and built for use in milling, boring and other machines.
- Worm shafts are hardened and ground.
- Tilting plate with slots enable Multi-position work fixing.
- Strong structure.
- Hydro-booster system for maximum clamping pressure with minimum force.
- Sliding bed ways flame hardened and ground.
- Compact design. Great clamping capacity. Light & smooth operation.
- Body is made of FCD60 ductile cast iron, High deflection/ bending resistant.
- Constructed for machining center, milling, drilling, grinding and many other machine shop applications.

ORDER NO.	A	B	C open	D	E	E1	F	G	H	J	K	L max.	M	P	Q	b	C	CODE NO.
VUT-4NC	180	285	205	156	150	390	16	20	115	16	292	502	80	264	100	143	125	1002-251
VUT-5NC	255	399	225	270	258	442	16	22	155	20	386	619	100	397	124	210	187	1002-252
VUT-6NC	300	449	310	320	298	560	16	26	169	25	453	757	120	469	159	235	212	1002-253



Tilting Quick Vise



- THE FEATURE IS SAME AS VUT-4NC
- Special design for quick clamping. (From the acme thread shaft stationly)
- Quick setting by sliding movement. Big clamping capability.
- Operating very quick and easy, can increase so much working efficiency than you can image.
- Good for short term and massive production or proto type work.
- Suit for milling machine, grinding machine, precision drilling machine.
- Accurate grounded and assembled.
- Precision cut acme thread.
- Horizontal & vertical

ORDER NO.	A	B	C open	D	E	E1	F	G	H	J	K	L max.	M	P	Q	b	C	CODE NO.
VUT-3QS	180	34	85	113	150	240	16	20	115	16	255	412	28	185	81	143	125	1002-258
VUT-4QS	255	36	104	150	258	266	16	22	155	20	332	485	55	227	105	210	187	1002-259
VUT-5QS	300	36	125	169	298	307	16	26	169	25	379	563	60	243	131	235	212	1002-260