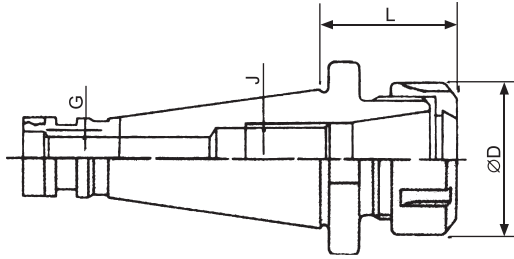


ER Spring Collet Chuck System

Collet Chuck Kit With ISO Taper Shank DIN 2080/ISO SHANK
DIN 6499



NT-40



ER



ORDER NO.	TAPER	COLLET TYPE	L	D	G	WEIGHT KGS	CODE NO.
V-101	NT-30	ER-32	55	50	1/2"-12W, M12X1.75P (USA 1/2"-UNC13)	0.7	3020-301
V-102		ER-40	70	63		1.1	3020-302
V-103	NT-40	ER-32	50	60	5/8"-11W or M16X2.0P	1.1	3021-301
V-104		ER-40	60	63		1.3	3021-302
V-105		ER-50	80	78		2	3021-303
V-106	NT-50	ER-32	60	50	1"-8W or M24X3.0P	3.1	3022-301
V-107		ER-40	65	63		3.4	3022-302
V-108		ER-50	65	78		4	3022-303
* V-109	NT-30	ER-25	55	42	1/2"-12W, M12X1.75P	0.7	3020-303
* V-110	NT-40	ER-25	50	42	5/8"-11W, M16X2.0P	1.1	3021-304



Collet Chuck kit With ISO Taper Shank

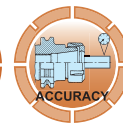
Including shank, full set of collets, wrench and case.



NT-30

Caution:

Please notify the taper size, collte type, set range, and set numbers when ordering.



ORDER NO.	TAPER	COLLET TYPE	SET RANGE	SET PCS	WEIGHT KGS	CODE NO.
V-201	NT-30	ER-32	3-20	18	4.2	3020-401
V-202			4-20	11	3.2	3020-402
V-203			6-20	6	2.8	3020-403
V-204	NT-30	ER-40	4-26	23	7.3	3020-404
V-205			4-26	15	6	3020-405
V-206			6-25	7	4.6	3020-406
V-207	NT-40	ER-32	3-20	18	4.8	3021-401
V-208			4-20	11	3.8	3021-402
V-209			6-20	6	3.4	3021-403
V-210	NT-40	ER-40	4-26	23	8.2	3021-404
V-211			4-26	15	6.9	3021-405
V-212			6-25	7	5.2	3021-406
V-213	NT-40	ER-50	12-34	12	10	3021-407
V-214	NT-50	ER-32	3-20	18	6.4	3022-401
V-215			4-20	11	5.4	3022-402
V-216			6-20	6	5.5	3022-403
V-217	NT-50	ER-40	4-26	23	9.8	3022-404
V-218			4-26	15	8.5	3022-405
V-219			6-25	7	7	3022-406
V-220	NT-50	ER-50	12-34	12	11	3022-407
* V-223	NT-30	ER-25	2-16	7	2.8	3020-407
* V-224			4-16	15	2.4	3020-408
* V-225	NT-40	ER-25	2-16	7	3.3	3021-409
* V-226			4-16	15	3.0	3021-410



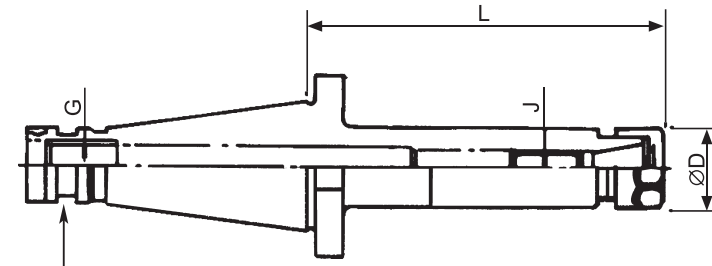
ER Spring Collet Chuck System



VERTEX[®]

Extended Collet Holder With ISO Shank
DIN 2080/ISO SHANK EXTENDED CHUCK

DIN 6499



NT40 WITH MAHO GROOVE



ORDER NO.	TAPER	COLLET TYPE	L	D	G	WEIGHT KG	CODE NO.
V-231	NT-30	ER-16	76	28	1/2"-12W, M12X1.75P (USA 1/2"-UNC13)	0.6	3020-304
V-232	NT-40	ER-16	76	28	5/8"-11W or M16X2.0P	1.1	3021-314
V-233		ER-16	100	28		1.2	3021-305
V-234	NT-40	ER-20	76	34	5/8"-11W or M16X2.0P	1.2	3021-306
V-235		ER-20	100	34		1.4	3021-307

ER SYSTEM

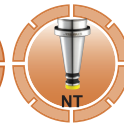


Extended Collet Chuck Kit With ISO Shank

Including shank, full set of collets, wrench and case

Caution:

Please notify the taper size, collte type, set range, and set numbers when ordering.



ORDER NO.	TAPER	COLLET TYPE	RANGE	PCS/SET	L	WEIGHT KGS	CODE NO.
V-241	NT-30	ER-16	1-10	10	76	1.9	3020-409
V-242			3-10	8		1.8	3020-410
V-242A	NT-30	ER-20	2-13	12	76	1.8	3020-411
V-243	NT-40	ER-16	1-10	10	76	2.2	3021-411
V-244			3-10	8		2.1	3021-412
V-245		ER-16	1-10	10	100	2.4	3021-413
V-246			3-10	8		2.3	3021-414
V-247	NT-40	ER-20	2-13	12	76	2.3	3021-415
V-248			4-13	10		2.2	3021-416
V-249		ER-20	2-13	12	100	2.6	3021-417
V-250			4-13	10		2.5	3021-418



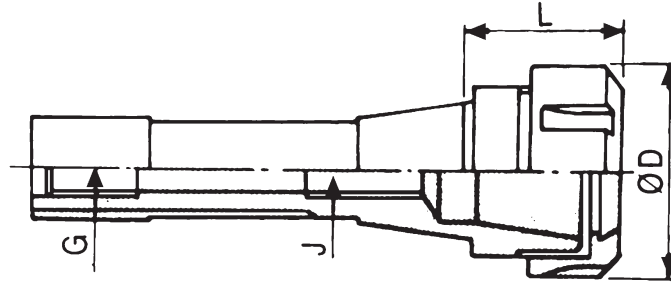
ER Spring Collet Chuck System



VERTEX®

Collet Holders With R-8 shank

R-8 SHANK



ORDER NO.	TAPER	COLLET TYPE	L	D	G	WEIGHT KG	CODE NO.
V-301	R8	ER-16	38	28	7/16"X20 UNF	0.5	3027-301
V-302		ER-32	40	50	7/16"X20 UNF	0.8	3027-302
V-303		ER-40	70	63	7/16"X20 UNF	1.3	3027-303



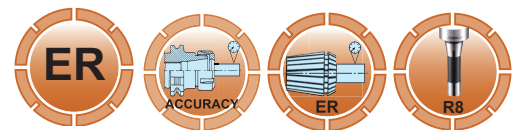
Collet Chuck Kit With R-8 Shank

Including shank, full set of collets, wrench and case. (ER16 no Wrench)



Caution:

Please notify the taper size, collete type, set range, and set numbers when ordering.



ORDER NO.	TAPER	COLLET TYPE	SET RANGE	SET PCS	WEIGHT KGS	CODE NO.
V-311	R8	ER16	1-10	10	1.5(W)	3027-401
V-312			3-10	8	1.45(P)	3027-402
V-313		ER32	3-20	18	4.3(P)	3027-403
V-314			4-20	11	3.2(P)	3027-404
V-315			6-20	6	2.9(P)	3027-405
V-316		ER40	4-26	23	7.3(P)	3027-406
V-317			4-26	15	6.1(P)	3027-407
V-318			6-25	7	4.6(P)	3027-408



ER Spring Collet Chuck System

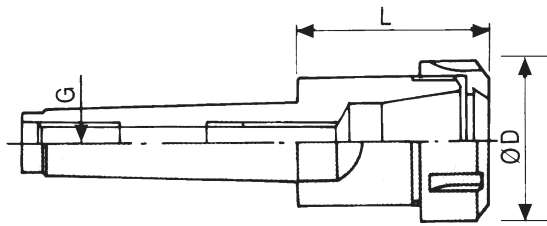


Collet Holders With Morse Taper Shank

DIN 6499 DIN 228

MT-SHANK
MT / MK

ER



NEW

ORDER NO.	TAPER	COLLET TYPE	L	D	G	WEIGHT KGS	CODE NO.
V-401	MT2	ER16	40	28	3/8"-16W or M10X1.5P	0.2	3023-301
V-402		ER20	43	34		0.3	3023-302
V-403		ER25	47	42		0.4	3023-303
V-404	MT3	ER16	40	28	3/8"-16W or 1/2"-12W M10X1.5P, M12X1.75P USA 1/2"-UNC13	0.3	3024-301
V-405		ER32	70	50		0.8	3024-302
V-406		ER40	80	63		1.1	3024-303
NEW V-451	MT3	ER20	43	34	1/2"-12NC or M12X1.75P	0.3	3024-304
V-452		ER25	47	42		0.5	3024-305
V-407	MT4	ER32	60	50	5/8"-11W or M16X2.0P	1	3025-301
V-408		ER40	82	63		1.4	3025-302
V-409		ER50	85	78		2.2	3025-303
V-410	MT5	ER40	82	63	1"-8W or M24X3.0P	2.1	3026-301
V-411		ER50	85	78		2.9	3026-302

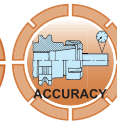
Collet Chuck Kit With Morse Taper Shank

Including shank, full set of collets, wrench and case.
(ER16, ER20 no Wrench)

1. ER16,20,25 Packed in Wooden Box(W)
2. ER32,40,50, Packed in Plastic Box(P)

Caution:

Please notify the taper size, collete type, set range, and set numbers when ordering.



ORDER NO.	TAPER	COLLET TYPE	SET RANGE	SET PCS	WEIGHT KGS.	CODE NO.
V-412	MT2	ER16	1-10	10	1.05	3023-401
V-413			3-10	8	1	3023-402
V-414	MT2	ER20	2-13	12	1.3	3023-403
V-415			4-13	10	1.2	3023-404
V-416	MT2	ER25	2-16	15	2.4	3023-405
V-418			4-16	7	1.3	3023-407
V-419	MT3	ER16	1-10	10	1.5	3024-401
NEW V-420			3-10	8	1.1	3024-402
V-441	MT3	ER20	2-13	12	1.35	3023-408
V-442			4-13	10	1.3	3023-409
V-443	MT3	ER25	2-16	15	2.5	3023-410
V-444			4-16	7	2.1	3023-411
V-421	MT3	ER32	3-20	18	4.1	3024-403
V-422			4-20	11	3	3024-404
V-423			6-20	6	2.7	3024-405
V-424	MT3	ER40	4-26	23	7.2	3024-406
V-425			4-26	15	6	3024-407
V-426			6-25	7	4.5	3024-408
V-427	MT4	ER32	3-20	18	4.3	3025-401
V-428			4-20	11	3.2	3025-402
V-429			6-20	6	2.9	3025-403
V-430	MT4	ER40	4-26	23	7.3	3025-404
V-431			4-26	15	6.1	3025-405
V-432			6-25	7	4.6	3025-406
V-433	MT4	ER50	12-34	12	9	3025-407
V-434	MT5	ER40	4-26	23	8.2	3026-401
V-435			4-26	15	6.9	3026-402
V-436			6-25	7	5.4	3026-403
V-437	MT5	ER50	12-34	12	9.5	3026-404

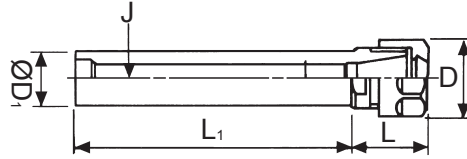


ER Spring Collet Chuck System VERTEX[®]

Collet Holders With Straight Shank

DIN6499 STRAIGHT SHANK

ER



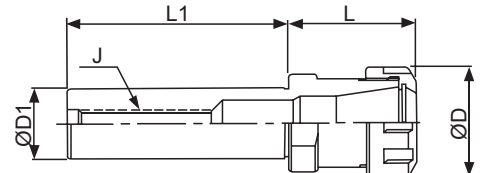
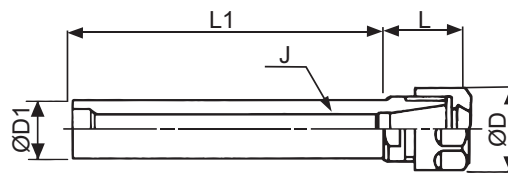
METRIC SIZE

ORDER NO.	COLLET TYPE	SHANK D1XL1	L	D	J	KGS	CODE NO.
V-530	ER11	Ø16X50	21	19	M6	0.1	3007-300
V-531		Ø16X100	21	19	M6	0.2	3007-311
V-532		Ø16X150	21	19	M6	0.3	3007-312
V-501A	ER16	Ø16X100	21	28	M10	0.3	3003-301A
V-501	ER16	Ø20X50	30	28	M10	0.2	3003-301
V-502		Ø20X100	30	28	M10	0.3	3003-302
V-503		Ø20X150	30	28	M10	0.4	3003-303
V-504	ER16	Ø25X100	30	28	M10	0.5	3003-304
V-504A		Ø25X50	30	28	M10	0.3	3003-306
V-505		Ø25X150	30	28	M10	0.7	3003-305
V-505A		Ø25X200	30	28	M10	0.5	3003-307
V-506		Ø20X50	36	34	M12	0.3	3004-301
V-507	ER20	Ø20X100	36	34	M12	0.3	3004-302
V-508		Ø20X150	36	34	M10	0.5	3004-303
V-509	ER20	Ø25X150	36	34	M10	0.7	3004-304
V-509A		Ø25X100	36	34	M12	0.5	3004-305
V-509B		Ø25X50	36	34	M12	0.3	3004-306
V-510	ER25	Ø20X50	46	42	M12	0.4	3005-301
V-511		Ø20X100	46	42	M12	0.5	3005-302
V-512		Ø20X150	46	42	M12	0.6	3005-303
V-513	ER25	Ø25X100	46	42	M12	0.6	3005-304
V-514		Ø25X150	46	42	M12	0.7	3005-305
V-515		Ø32X60	46	42	M12	0.6	3005-306
V-516	ER32	Ø25X80	54	50	M12	0.8	3006-301
V-517		Ø32X100	54	50	M12	1.1	3006-302
V-517A		Ø32X150	54	50	M12	1.5	3006-305
V-518		Ø40X100	54	50	M12	1.4	3006-303
V-523	ER40	Ø32X100	55	63	M16	1.5	3007-302
V-524		Ø40X100	55	63	M16	1.8	3007-303

NEW

NEW

 With Flat Shank



INCH SIZE

ORDER NO.	COLLET TYPE	SHANK D1XL1	L	D	J	KGS	CODE NO.
V-571	ER16	ST 5/8" X 4"	36	28	3/8"-16	0.2	3003-320
V-572		ST 3/4" X 4"	32			0.24	3003-321
V-573		ST 3/4" X 6"	32			0.32	3003-322
V-574		ST 1" X 4"	32			0.35	3003-323
V-575	ER20	ST 3/4" X 4"	34	34	3/8"-16	0.25	3004-320
V-576		ST 3/4" X 6"	34			0.33	3004-321
V-577		ST 1" X 4"	34			M12	0.36
V-578	ER32	ST 1" X 3"	58	50	M12	0.5	3006-320
V-579		ST 1-1/4" X 4"	58			0.6	3006-321



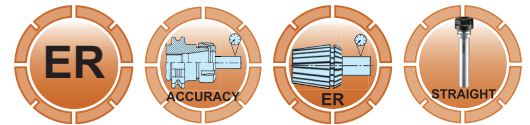
ER Spring Collet Chuck System VERTEX[®]

DIN 6499 STRAIGHT SHANK



Collet Chuck Kit With Straight Shank

Including shank, full set of collets,
wrench and case.



COLLET CHUCK SETS

ORDER NO.	SHANK D1XL1	COLLET TYPE	SET RANGE	SET PCS	KGS	CODE NO.
V-601	Ø20X50L	ER16	1-10	10	0.9	3003-401
V-602	Ø20X50L		3-10	8	0.8	3003-402
V-603	Ø20X100L		1-10	10	1	3003-403
V-604	Ø20X100L		3-10	8	0.9	3003-404
V-605	Ø20X150L		1-10	10	1.1	3003-405
V-606	Ø20X150L		3-10	8	0.5	3003-406
V-607	Ø25X100L	ER16	1-10	10	1.1	3003-407
V-607A	Ø25X50L		1-10	10	1.1	3003-411
V-608	Ø25X100L		3-10	8	1.1	3003-408
V-608A	Ø25X50L		3-10	8	1.1	3003-412
V-609	Ø25X150L		1-10	10	1.3	3003-409
V-610	Ø25X150L		3-10	8	1.3	3003-410
V-611	Ø20X50L	ER20	2-13	12	1.2	3004-401
V-612	Ø20X50L		4-13	10	1.2	3004-402
V-613	Ø20X100L		2-13	12	1.2	3004-403
V-614	Ø20X100L		4-13	10	1.2	3004-404
V-615	Ø20X150L		2-13	12	1.4	3004-405
V-616	Ø20X50L		4-13	10	1.3	3004-406
V-615A	Ø25X50L	ER20	2-13	12	1.3	3004-409
V-616A	Ø25X50L		4-13	10	1.3	3004-410
V-617	Ø25X100L		2-13	12	1.4	3004-407
V-617A	Ø25X150L		2-13	12	1.5	3004-411
V-618	Ø25X100L		4-13	10	1.4	3004-408
V-618A	Ø25X150L		4-13	10	1.5	3004-412
V-619	Ø20X50L	ER25	2-16	15	2.2	3005-401
V-621	Ø20X50L		4-16	7	1.7	3005-403
V-622	Ø20X100L		2-16	15	2.3	3005-404
V-624	Ø20X100L		4-16	7	1.8	3005-406
V-625	Ø20X150L		2-16	15	2.4	3005-407
V-627	Ø20X150L		4-16	7	2	3005-409
V-628	Ø25X100L	ER25	2-16	15	2.3	3005-410

ORDER NO.	SHANK D1XL1	COLLET TYPE	SET RANGE	SET PCS	KGS	CODE NO.
V-681	Ø16X50L	ER11	1-7	13	0.5	3002-401
V-682	Ø16X50L		1-7	7	0.5	3002-402
V-683	Ø16X100L	ER11	1-7	13	0.6	3002-403
V-684	Ø16X100L		1-7	7	0.5	3002-404

ORDER NO.	SHANK D1XL1	COLLET TYPE	SET RANGE	SET PCS	KGS	CODE NO.
V-630	Ø25X100L	ER25	6-16	7	2	3005-412
V-631	Ø25X150L		2-16	15	2.6	3005-413
V-633	Ø25X150L		6-16	7	1.9	3005-415
V-634	Ø32X60L	ER25	2-16	15	2.5	3005-416
V-636	Ø32X60L		6-16	7	1.9	3005-418
V-637	Ø25X80L	ER32	3-20	18	4.1	3006-401
V-638	Ø25X80L		4-20	11	3	3006-402
V-639	Ø25X80L		3-20	6	2.7	3006-403
V-640	Ø32X100L	ER32	4-20	18	4.3	3006-404
V-641	Ø32X100L		6-20	11	3.2	3006-405
V-642	Ø32X100L		6-20	6	2.9	3006-406
V-643	Ø40X100L	ER32	3-20	18	4.6	3006-407
V-644	Ø40X100L		4-20	11	3.5	3006-408
V-645	Ø40X100L		6-20	6	3.2	3006-409
V-646	Ø1"X3L	ER32	3-20	18	4.1	3006-410
V-647	Ø1"X3L		4-20	11	3	3006-411
V-648	Ø1"X3L		6-20	6	2.9	3006-412
V-658	Ø32X100L	ER40	4-26	23	7.3	3007-404
V-659	Ø32X100L		4-26	15	6.1	3007-405
V-660	Ø32X100L		6-25	7	4.6	3007-406
V-661	Ø40X100L	ER40	4-26	23	7.6	3007-407
V-662	Ø40X100L		4-26	15	6.5	3007-408
V-663	Ø40X100L		6-25	7	5	3007-409


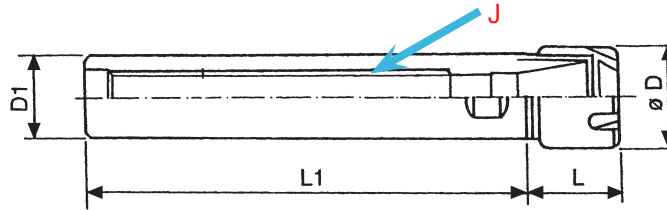
- V-603, V-604 are the most popular item.
- THE ER-20/25/32/40 ARE TO BE CONTINUED
- V-613, V-614 are the most popular item.

ER Spring Collet Chuck System

MINI TYPE STRAIGHT SHANK HOLDER

DIN 6499 MINI STRAIGHT SHANK

NEW



COLLET HOLDER (MINI TYPE)

ORDER NO.	COLLET TYPE	SHANK D1XL1	D	L	J	KGS	CODE NO.
V-541	ER8M	ST08X50L	12	24		0.04	3001-290
V-542		ST10X50L				0.05	3001-291
V-543		ST10X80L				0.07	3001-292
V-544	ER8M	ST12X50L	12	14		0.05	3001-293
V-545		ST12X100L				0.09	3001-294
V-546		ST12X150L				0.12	3001-295
V-551	ER11M	ST16X50L	16	22	M6	0.1	3011-301
V-552		ST16X100L				0.2	3011-302
V-552A		ST16X150L				0.3	3011-303
V-553	ER16M	ST20X50L	22	32	M10	0.2	3012-301
V-554		ST20X100L				0.3	3012-302
V-555		ST20X150L				0.4	3012-303
V-555A		ST20X200L				0.4	3012-307
V-556	ER20M	ST20X50L	28	33	M12	0.2	3013-301
V-557		ST20X100L				0.3	3013-302
V-558		ST20X150L				0.4	3013-303
V-559	ER20M	ST25X100L	28	33	M12	0.4	3013-304
V-560		ST25X150L				0.6	3013-305
V-561	ER16M	ST16X100L	22	22	M10	0.2	3012-304
V-562	ER16M	ST25X100L	22	22	M10	0.4	3012-305
V-563		ST25X150L				0.6	3012-306
V-563A		ST25X200L				0.5	3012-308
V-557A	ER20M	ST20X200L	28	35	M10	0.4	3013-306
V-560A		ST25X200L				0.5	3013-307

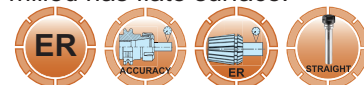


MINI TYPE NUT

Collet Chuck Kit With Straight Shank

Including shank, full set of collets, wrench and case.

※ For the 50L A side of the shank is milled has flate surface.



MINI TYPE

ORDER NO.	SHANK D1XL1	COLLET TYPE	SET RANGE	SET PCS	KGS	CODE NO.
V-691A	ST16X50L	ER11M	1-7	7	0.5	3011-401
V-691B	ST16X50L		1-7	13	0.5	3011-402
V-692A	ST16X100L	ER11M	1-7	7	0.6	3011-403
V-692B	ST16X100L		1-7	13	0.6	3011-404
V-693A	ST20X50L	ER16M	1-10	10	0.7	3012-401
V-693B	ST20X50L		3-10	8	1.0	3012-402
V-693C	ST16X100L	ER16M	1-10	10	0.6	3012-407
V-694A	ST20X100L	ER16M	1-10	10	0.9	3012-403
V-694B	ST20X100L		3-10	8	1.1	3012-404
V-695A	ST20X150L		1-10	10	1.3	3012-405
V-695B	ST20X150L		3-10	8	1.2	3012-406
V-695C	ST25X100L	ER16M	1-10	10	1.2	3012-408
V-695D	ST25X150L		1-10	10	1.4	3012-409
V-696A	ST20X50L	ER20M	2-13	12	1.3	3013-401
V-696B	ST20X50L		4-13	10	1.2	3013-402
V-697A	ST20X100L		2-13	12	1.1	3013-403
V-697B	ST20X100L		4-13	10	1.1	3013-404
V-698A	ST20X150L	ER20M	2-13	12	1.2	3013-405
V-698B	ST20X150L		4-13	10	1.2	3013-406
V-698C	ST25X100L		2-13	12	1.4	3013-407
V-698D	ST25X150L		2-13	12	1.5	3013-408



MINI TYPE NUT



ER Spring Collet Chuck System



Collet Holders With BT Taper Shank
(For CNC Machine Center)
ER-32 ER-40

MAS403 BT-SHANK

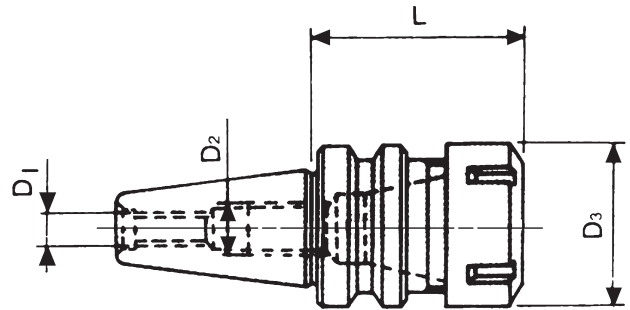


BT-40-ER32



BT-40-ER20M

ACCURACY
RUNOUT 0.005mm
TAPER SHANK AT-3
R.P.M. 7000



ORDER NO.	TAPER	COLLET TYPE	D1	D2	D3	L	KGS	CODE NO.
V-700	BT30	ER32	M12	M12X1.75P	50	60	0.7	3031-303
V-703A	BT40	ER32	M16X2.0P	M22X1.5P	50	70	1.4	3032-305
V-703B		ER32	M16X2.0P	M22X1.5P	50	100	1.7	3032-306
V-704		ER40	M16X2.0P	M22X1.5P	63	80	1.7	3032-307
V-704B		ER40	M16X2.0P	M22X1.5P	63	100	2	3032-421
V-705	BT50	ER32	M24X3.0P	M28X1.5P	50	100	4.5	3033-305
V-706		ER40	M24X3.0P	M28X1.5P	63	100	4.6	3033-306
V-706B		ER40	M24X3.0P	M28X1.5P	63	150	5.7	3033-307
V-707		ER50	M24X3.0P	M36X1.5P	78	100	5.1	3033-308
V-710	BT30	ER11	M12	M12X1.75P	19	60	0.5	3033-311
V-711		ER11	M12	M12X1.75P	19	100	0.6	3033-312
V-712		ER11M	M12	M12X1.75P	16	100	0.9	3033-313
V-713		ER16	M12	M12X1.75P	28	100	0.8	3033-314
V-714		ER16M	M12	M12X1.75P	22	100	0.7	3033-315
V-715		ER20	M12	M12X1.75P	34	60	0.6	3033-316
V-716		ER20	M12	M12X1.75P	34	100	0.9	3033-317
V-717		ER20M	M12	M12X1.75P	28	100	0.9	3033-318
V-718		ER25	M12	M12X1.75P	42	60	0.7	3033-319
V-719		ER40	M12	M12X1.75P	63	70	1	3033-320
V-720	BT40	ER11	M16	M22X11.5P	19	70	1.2	3033-321
V-721		ER11	M16	M22X11.5P	19	100	1.5	3033-322
V-722A		ER11M	M16	M22X11.5P	16	100	1.05	3033-323
V-722B		ER11M	M16	M22X11.5P	16	150	1.3	3033-323A
V-723A		ER16M	M16	M22X11.5P	22	100	1.3	3033-324
V-723B		ER16M	M16	M22X11.5P	22	150	1.5	3033-330
V-724A		ER20M	M16	M22X11.5P	28	100	1.6	3033-325
V-724B		ER20M	M16	M22X11.5P	28	150	1.6	3033-331
V-725		ER25	M16	M22X11.5P	42	70	1.3	3033-326
V-726		ER25	M16	M22X11.5P	42	100	1.6	3033-327
V-727		ER50	M16	M22X11.5P	78	90	2.2	3033-328

ER SYSTEM



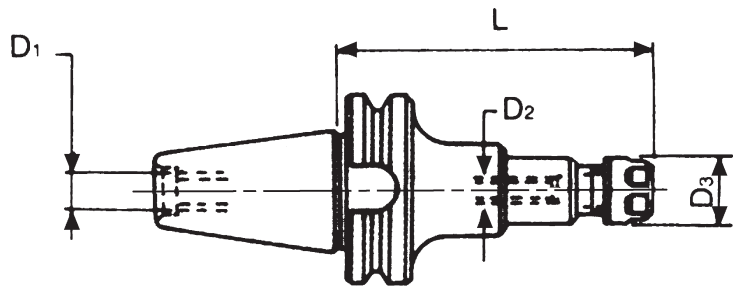
ER Spring Collet Chuck System VERTEX®

Collet Holders With Extension Type BT Taper Shank
ER-16, ER-20



BT-40-ER20

ACCURACY
RUNOUT 0.005mm
TAPER SHANK AT-3
R.P.M. 7000



ORDER NO.	TAPER	COLLET TYPE	D3	L	D1	WEIGHT KGS	CODE NO.
V-770	BT30	ER16	28	60	M12	0.6	3031-301
V-772	BT40	ER16	28	70	M16	1.2	3032-301
V-773			28	100	M16	1.4	3032-302
V-774			28	150	M16	1.7	3032-308
V-774A	BT40	ER20	34	70	M16	1.3	3032-303
V-775			34	100	M16	1.5	3032-304
V-775A			34	135	M16	1.6	3032-309
V-775B			34	150	M16	1.9	3032-310
V-775C	BT40	ER25	42	150	M16	2.1	3032-311
V-733	BT40	ER32	50	150	M16	2	3033-354
V-776	BT50	ER16	28	100	M24	2.3	3033-301
V-777			28	150	M24	4.3	3033-302
V-743A			28	200	M24	7.5	3033-364
V-778	BT50	ER20	34	100	M24	4.1	3033-303
V-779			34	150	M24	4.8	3033-304
V-735			34	200	M24	5	3033-356
V-736	BT50	ER25	42	100	M24	4.3	3033-357
V-737A			42	150	M24	4.8	3033-358
V-744A			42	200	M24	8	3033-365
V-738A	BT50	ER32	50	150	M24	5.5	3033-359
V-739A			50	200	M24	6.5	3033-360
V-741A	BT50	ER40	63	200	M24	7.5	3033-362
V-742A	BT50	ER50	78	150	M24	6.7	3033-363



ER Spring Collet Chuck System



VERTEX[®]

MAS403 BT-SHANK DIN 6499



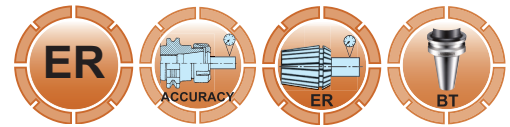
Collet Chuck Kit With BT Taper Shank

Including shank, full set of collets, wrench and case.

1. ER16, ER20 PACKED IN WOODEN BOX
2. ER32, ER40, ER50, PACKED IN PLASTIC BOX
3. PACKAGE INCLUDING : CHUCK, COLLET, WRENCH, BOX

Caution:

Please notify the taper size, collet type, set range, and set numbers when ordering.



ER SYSTEM

ORDER NO.	BT TAPER	COLLET TYPE	SET RANGE	COLLET PCS	WEIGHT KGS	CODE NO.
V-780	BT30-60L	ER16	1-10	10	1.9	3031-401
V-780A	BT30-100L	ER16	1-10	10	2	3031-406
V-781	BT40-70L	ER16	1-10	10	2.3	3032-401
V-782	BT40-100L	ER16	1-10	10	2.7	3032-402
V-783	BT30-60L	ER20	2-13	12	2.5	3031-402
V-783A	BT30-100L	ER20	2-13	12	2.6	3032-413
V-783B	BT30-60L	ER25	2-16	15	2.5	3032-414
V-783C	BT30-60L	ER25	4-16	7	2.8	3032-415
V-784	BT40-100L	ER20	2-13	12	3	3032-403
V-784A	BT40-70L	ER20	2-13	12	2.8	3032-416
V-784B	BT40-70L	ER25	2-16	15	3.2	3032-417
V-784C	BT40-100L	ER25	4-16	7	3	3032-418
V-785	BT30-60L	ER32	3-20	18	4.4	3031-403
V-786	BT30-60L	ER32	4-20	11	3.8	3031-404
V-787	BT30-60L	ER32	6-20	6	3.4	3031-405
V-788	BT40-70L	ER32	3-20	18	5.2	3032-404
V-789	BT40-70L	ER32	4-20	11	4.2	3032-405
V-790	BT40-70L	ER32	6-20	6	3.8	3032-406
V-791	BT40-100L	ER32	3-20	18	5.7	3032-407
V-792	BT40-100L	ER32	4-20	11	4.7	3032-408
V-793	BT40-100L	ER32	6-20	6	4.3	3032-409
V-794	BT40-80L	ER40	4-26	23	8.9	3032-410
V-795	BT40-80L	ER40	4-26	15	7.6	3032-411
V-796	BT40-80L	ER40	6-25	7	6	3032-412
V-797	BT50-100L	ER40	4-26	23	11.3	3033-401
V-798	BT50-100L	ER40	4-26	15	10	3033-402
V-799	BT50-100L	ER40	6-26	7	8.5	3033-403
V-737	BT50-150L	ER40	4-26	23	12.2	3033-404
V-738	BT50-150L	ER40	4-26	15	11	3033-405
V-739	BT50-150L	ER40	6-26	7	9.5	3033-406
V-740	BT50-100L	ER50	12-34	12	12	3033-407
V-740C	BT40-90L	ER50	12-34	12	9	3033-408
V-740B	BT50-100L	ER32	3-20	18	7.5	3033-409



ST/ER Straight Shank With Double Head Spindle

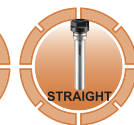
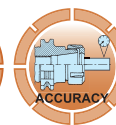

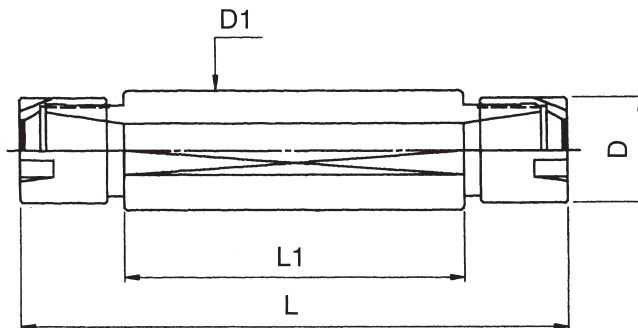


VERTEX[®]

M TYPE DOUBLE HEAD

FOR CNC LATHE ONLY

UM TYPE



M TYPE

ORDER NO.	COLLET TYPE	SHANK (ØD1-ER-L1)	L	L1	D	WEIGHT (KGS)	CODE NO.
V-830	ER11	ø20-ER11M2-50	70	50	16	0.2	3032-430
V-831		ø20-ER11M2-78	108	78	16	0.3	3032-431
V-832	ER16	ø20-ER16M2-50	82	50	22	0.2	3032-432
V-833		ø20-ER16M2-70	112	70	22	0.32	3032-433
V-834	ER16	ø25-ER16M2-50	92	50	22	0.25	3032-434
V-835		ø25-ER16M2-80	122	80	22	0.35	3032-435
V-836	ER20	ø25-ER20M2-50	92	50	28	0.3	3032-436
V-837		ø25-ER20 M2-80	122	80	28	0.35	3032-437

UM TYPE

ORDER NO.	COLLET TYPE	SHANK (ØD1-ER-L1)	L	L1	D	WEIGHT (KGS)	CODE NO.
V-855	ER11	ø20-ER11 UM2-50	80	50	19	0.15	3032-428
V-856		ø20-ER11 UM2-70	100	70	19	0.19	3032-429
V-859	ER16	ø20-ER16 UM2-80	124	80	28	0.35	3032-439
V-862	ER20	ø20-ER20 UM2-80	134	80	34	0.38	3032-438

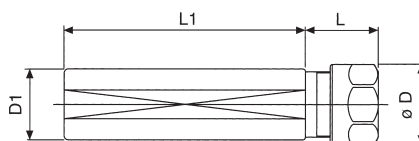


ST/ER Straight Shank With Single Head Spindle

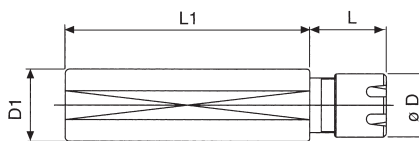
FOR CNC LATHE ONLY

M TYPE SINGLE HEAD

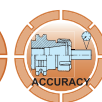
UM TYPE



M TYPE SINGLE HEAD



UM TYPE



ORDER NO.	COLLET TYPE	SHANK (ØD1-ER-L1)	L	L1	D	WEIGHT (KGS)	CODE NO.
V-841	ER16	ø20-ER16M-70	21	70	22	0.2	3032-441
V-842		ø25-ER16M-70	21	70	22	0.25	3032-442
V-843		ø3/4"-ER16M-70	21	70	22	0.2	3032-443
V-844	ER16	ø20-ER16UM-70	21	70	28	0.2	3032-444
V-845		ø25-ER16UM-70	21	70	28	0.25	3032-445
V-846		ø3/4"-ER16UM-70	21	70	28	0.2	3032-446
V-847	ER20	ø22-ER20UM-70	23	70	34	0.25	3032-447
V-848		ø25-ER20UM-70	23	70	34	0.3	3032-448



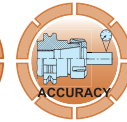
ER Collet Chuck System



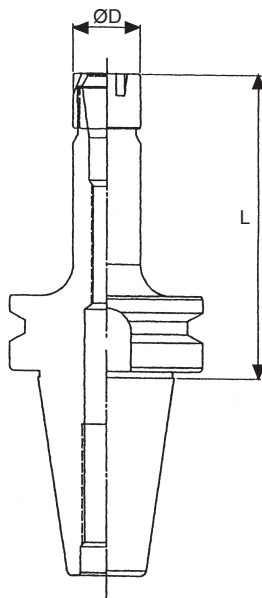
MAS403 BT30/40/50 SHANK



ULTRA PRECISION TYPE
MAX. SPEED: 15,000RPM; G2.5
DYNAMIC BALANCE TESTED



ORDER NO.	L	ØD	COLLET	WEIGHT (kg)	CODE NO.
BT30-ER11-60-B	60	19	ER11	0.5	3033-500
BT30-ER11-100-B	100	19	ER11	0.55	3033-501
BT30-ER16-60-B	60	28	ER16	0.5	3033-502
BT30-ER16-100-B	100	28	ER16	0.7	3033-503
BT30-ER20-60-B	60	34	ER20	0.55	3033-504
BT30-ER20-100-B	100	34	ER20	0.8	3033-505
BT30-ER25-60-B	60	42	ER25	0.6	3033-506
BT30-ER32-60-B	60	50	ER32	0.65	3033-507
BT40-ER11-70-B	70	19	ER11	1	3033-509
BT40-ER11-100-B	100	19	ER11	1.1	3033-510
BT40-ER16-70-B	70	28	ER16	1.1	3033-511
BT40-ER16-100-B	100	28	ER16	1.2	3033-512
BT40-ER20-70-B	70	34	ER20	1.2	3033-514
BT40-ER20-100-B	100	34	ER20	1.4	3033-515
BT40-ER25-70-B	70	42	ER25	1.2	3033-518
BT40-ER25-100-B	100	42	ER25	1.45	3033-519
BT40-ER32-70-B	70	50	ER32	1.3	3033-521
BT40-ER32-100-B	100	50	ER32	1.5	3033-522
BT30-ER11M-100-B	100	16	ER11	0.5	3033-523
BT30-ER16M-100-B	100	22	ER16	0.55	3033-524
BT30-ER20M-100-B	100	28	ER20	0.65	3033-525
BT40-ER11M-100-B	100	16	ER11	1.05	3033-526
BT40-ER16M-100-B	100	22	ER16	1.1	3033-527
BT40-ER20M-100-B	100	28	ER20	1.2	3033-528



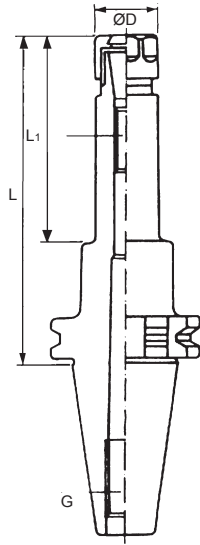
ER SYSTEM



ER-SK Taper Shank



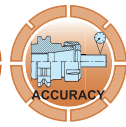
**COLLET HOLDER WITH SK-SHANK
DIN 69871**



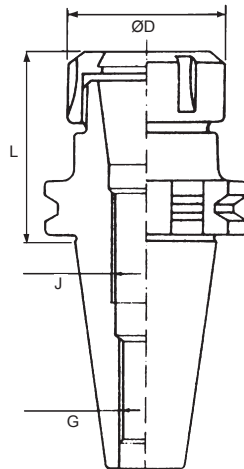
ER



& COLLET CHUCK SET DIN 69871



ORDER NO.	COLLET TYPE	TAPER	D	L	G	WEIGHT KGS	CODE NO.
V-741	ER16	SK40	28	100	M16	1.5	3029-301
V-741K	ER16	SK30	28	60	M12	0.45	3029-311
V-741B	ER16	SK50	28	100	M24	3.5	3029-317
V-742	ER20	SK40	34	100	M16	1.5	3029-302
V-742C	ER16	SK40	28	70	M16	1.1	3029-315
V-742D	ER20	SK40	34	70	M16	1.2	3029-316
V-742E	ER20	SK50	34	100	M24	3.5	3029-318
V-744	ER20	SK50	34	150	M24	4.8	3030-302



ORDER NO.	COLLET TYPE	TAPER	D	L	G	WEIGHT KGS	CODE NO.
V-745	ER32	SK40	50	70	M16	1.2	3029-303
V-745A	ER32	SK30	50	60	M12	0.8	3029-314
V-745B	ER32	SK50	50	100	M24	3.7	3029-320
V-746	ER40	SK40	63	80	M16	1.6	3029-304
V-747	ER40	SK50	63	100	M24	4.2	3030-303
V-749	ER25	SK40	42	70	M16	1.1	3030-304
V-749A	ER25	SK50	42	100	M24	3.4	3029-319



COLLET CHUCK KIT WITH SK-SHANK DIN 69871

INCLUDING SHANK, FULL SET OF COLLETS,
WRENCH AND CASE.



ER



ORDER NO.	ER TYPE	SK TAPER	SET RANGE	SET PCS	WEIGHT KGS	CODE NO.
V-751	ER16	SK40-70L	1-10	10PCS	2.3	3029-401
V-751A	ER16	SK30-60L	1-10	10PCS	1.8	3029-420
V-752	ER20	SK40-70L	2-13	12PCS	3	3029-402
V-753	ER32	SK40-70L	3-20	18PCS	5.2	3029-403
V-754	ER32	SK40-70L	4-20	11PCS	4.2	3029-404
V-754A	ER32	SK30-60L	3-20	18PCS	4.2	3029-423
V-754B	ER32	SK50-100L	3-20	18PCS	7	3029-424
V-755	ER32	SK40-60L	6-20	6PCS	3.8	3029-405
V-756	ER40	SK40-80L	4-26	23PCS	8.9	3029-406
V-757	ER40	SK40-80L	4-26	15PCS	7.6	3029-407
V-758	ER40	SK40-80L	6-25	7PCS	6	3029-408
V-759	ER40	SK50-100L	4-26	23PCS	11.3	3030-401
V-760	ER40	SK50-100L	4-26	15PCS	10	3030-402
V-761	ER40	SK50-100L	6-26	7PCS	8.5	3030-403
V-762	ER25	SK40-70L	2-16	15PCS	3.5	3029-409
V-763	ER25	SK40-70L	4-26	7PCS	3.2	3029-410

ER16, ER20 PACKED IN WOODEN CASE
ER32, ER40 PACKED IN PLASTIC CASE

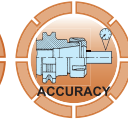
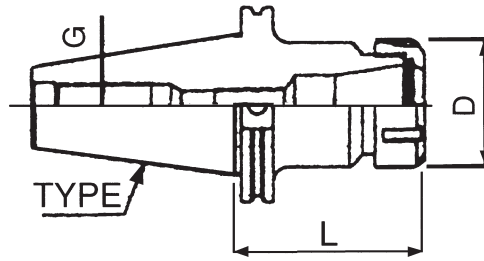


ER Spring Collet Chuck System



VERTEX[®]

COLLET HOLDER WITH CAT-SHANK



ORDER NO.	COLLET TYPE	TAPER	D	L	G	WEIGHT KGS	CODE NO.
V-870	ER16	CAT30	28	2"	1/2"-13	0.8	3034-301
V-871	ER16	CAT40	28	3"	5/8"-11	1.1	3035-301
V-872	ER20		34	3"		1.2	3035-302
V-873	ER25		42	2-1/2"		1.2	3035-303
V-874	ER32		50	2-1/2"		1.2	3035-304
V-875	ER40		63	3"		1.5	3035-305
V-876	ER40		CAT50	63		3-1/2"	1/8"

COLLET CHUCK KIT WITH CAT-SHANK

INCLUDING SHANK, FULL SET OF COLLET, WRENCH AND CASE.

1. ER16, ER20, ER25 PACKED IN WOODEN BOX.
2. ER32, ER40, PACKED IN PLASTIC BOX.
3. PACKAGE INCLUDING: CHUCK, COLLET, WRENCH, BOX.



ORDER NO.	COLLET TYPE	CAT TAPER	SET RANGE	SET PCS	WEIGHT KGS	CODE NO.
V-878	ER16	CAT40-3"L	1.0-10	10	2.3	3035-401
V-879	ER20	CAT40-3"L	2.0-13	12	2.5	3035-402
V-880	ER25	CAT40-2 1/2"L	2.0-16	15	3	3035-403
V-881		CAT40-2 1/2"L	4.0-16	7	2.8	3035-404
V-882	ER32	CAT40-2 1/2"L	3.0-20	18	5.2	3035-405
V-883		CAT40-2 1/2"L	4.0-20	11	4.2	3035-406
V-884		CAT40-2 1/2"L	6.0-20	6	3.8	3035-407
V-885	ER40	CAT40-3"L	4.0-26	23	8.9	3035-408
V-886		CAT40-3"L	4.0-26	15	7.6	3035-409
V-887		CAT40-3"L	6.0-25	7	6	3035-410
V-888	ER40	CAT50-3 1/2"L	4.0-26	23	11.2	3036-401
V-889		CAT50-3 1/2"L	4.0-26	15	9.8	3036-402
V-890		CAT50-3 1/2"L	6.0-25	7	8.3	3036-403

ER SYSTEM