

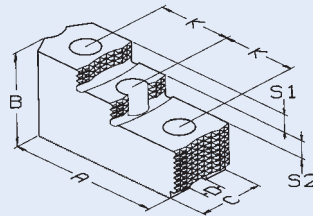
Serrated Hard Top Jaws

60° SERRATIONS - REVERSIBLE TYPE

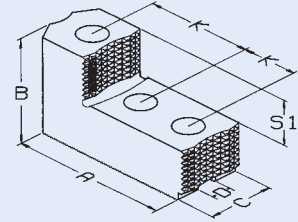
Material:

- Steel: 590M17 or 080M15
- Black Finish

Chuck Ø 315mm - 800mm



TYPE A



TYPE B

THAME PART No.	JAW TYPE	A	B	C	D	K	S1	S2	SERRATIONS
GT 13	B	98	60	50	21	30	22		1.5mm x 60°
GT 14	A	103	70	50			17	17	
GT 15	A	140	90	60	22	43	22	22	1.5mm x 60°
GT 21	B	178	90	60	25	60	40		3mm x 60°
GT 24	B	219	100	60	25	80	50		3mm x 60°

AUTOSTRONG	HARDINGE (SURE GRIP)	HOWA	KITAGAWA	LEADER	PRATT BURNERD
N212; NB212	12" SURE-GRIP	H3KT12	B212; BL212 BB212;	LC315 KHF 315	
N215;			B380; B-15; HOH-380; HOB-15; HOH-15K; B-450 B-18; HOB-18 HJ-380; HJA-18; HLA-18; HJA-8-21; UVE400K		380 INTERNATIONAL 380 HIGH SPEED Q C
V221;V224			HJ-450; HJ18; B-350; B-21; HJ-530; HJ-21; HOB-21; N-21; B-600; B-24; HJ-610; HJ24; N24; HOB24; UVE-LB500/630		460 CONSTANT GRIP 500 CONSTANT GRIP 610 CONSTANT GRIP 460 HIGH SPEED Q C 500 HIGH SPEED Q C 610 HIGH SPEED Q C
			HOB24; HJA24; HJ24; UVE-LB800		

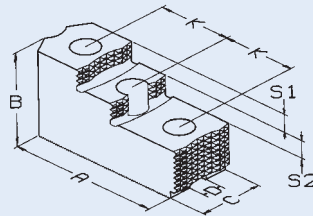
Serrated Hard Top Jaws

60° SERRATIONS - REVERSIBLE TYPE

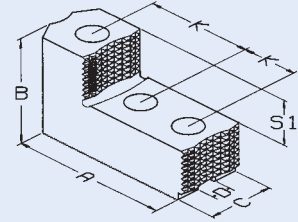
Material:

- Steel: 590M17 or 080M15
- Black Finish

Chuck Ø 315mm - 800mm



TYPE A



TYPE B

THAME PART No.	JAW TYPE	A	B	C	D	K	S1	S2	SERRATIONS
GT 13	B	98	60	50	21	30	22		1.5mm x 60°
GT 14	A	103	70	50			17	17	
GT 15	A	140	90	60	22	43	22	22	1.5mm x 60°
GT 21	B	178	90	60	25	60	40		3mm x 60°
GT 24	B	219	100	60	25	80	50		3mm x 60°

RÖHM	SAMCHULLY (POWER GRIP)	SEOAM (ACE)	SCHUNK	SMW-AUTOBLOK	TONFOU
KFD-HE 315	HS-12; HH212	CAH-12	ROTA NCD 315; ROTA NCK 315; HSL 315; ROTA NCK plus 315; ROTA NC plus 315; ROTA NCF plus 315	AL-M 315; AN-M 315; BB-M 305; BB-M 315; BH-M 315; BHM-FC 315; GH-M 400; HB-M 305; HB-M 315; HFKN-M 315; PB-M 315; PBI-M 315; RC-M 305; RC-M 315; RC-M 400; AP-M 315;	TF38-12
	HCH-15; HCH-18	CAH-15; CAH-18;	ROTA NC/NCF 400; HSL 400		TF38-15
	HC-21; HC-24; HCH-21; HCH-24	CAH-21			