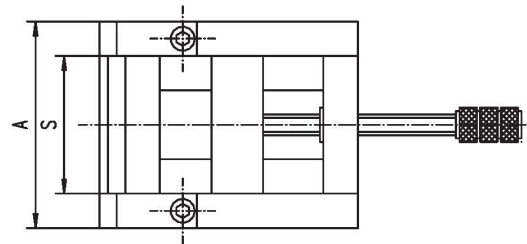
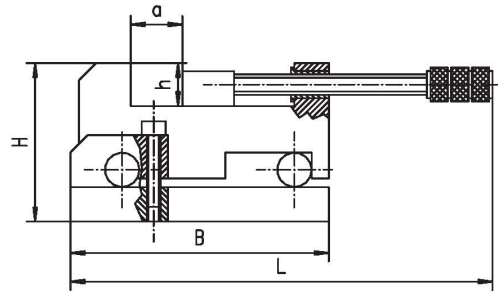


- 1
- 2
- 3
- 4
- 5
- 6

### Type 6554

**SINE VISE WITH FRONT SWIVELLING AXIS**



**Features:**

- Vise can be positively locked in any desired angular position
- Accurate angle setting by means of gauge blocks
- Pivots hardened and ground with an accuracy of 0,001 mm
- Made of alloy tool steel, hardened and precision ground

**Application:**

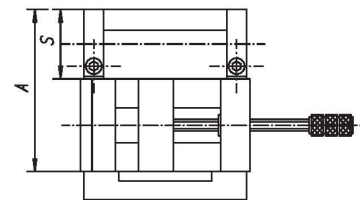
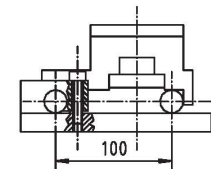
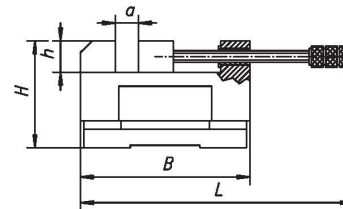
- Designed for precision grinding, milling and measuring work

Code No.	Type	S	A	B	H	L	a max.	h	kg
326554030800	6554-63	63	103	140	83	215	50	20	2,5
326554040000	6554-80	80	120	150	92	216	63	25	7,0
326554050100	6554-100	100	144	164	108	243	80	32	10,2

Technical Data see pages 163-164

### Type 6555

**SINE VISE WITH LONGITUDAL SWIVELLING AXIS**



**Features:**

- Vise can be positively locked in any desired angular position
- Accurate angle setting by means of gauge blocks
- Pivots hardened and ground with an accuracy of 0,001 mm
- Made of alloy tool steel, hardened and ground

**Application:**

- Designed for precision grinding, milling and measuring work

Code No.	Type	S	A	B	H	L	a max.	h	kg
326555040800	6555-80	80	153	146	92	215	63	27	8,55

Technical Data see pages 163-164

- 6554
- 6555