


Artikel Nr.	K HSK-A	d	A	D		Abb.
Code No.						Fig.
800002719	63	6	65	25	U-4131/0	1
800003456	63	6	120	25	U-4131/0	1
800003457	63	6	160	25	U-4131/0	1
800002720	63	8	65	28	U-4132/0	1
800003458	63	8	120	28	U-4132/0	1
800003459	63	8	160	28	U-4132/0	1
800002721	63	10	65	35	U-4133/0	1
800003460	63	10	120	35	U-4133/0	1
800003461	63	10	160	35	U-4133/0	1
800002722	63	12	80	42	U-4134/0	1
800003462	63	12	120	42	U-4134/0	1
800003463	63	14	80	44	U-4134/0	1
800003464	63	14	120	44	U-4134/0	1
800002723	63	16	80	48	U-4135/0	1
800003465	63	16	120	48	U-4135/0	1
800003466	63	18	80	50	U-4135/0	1
800002724	63	20	80	52	U-4136/0	1
800002725	63	25	110	63	2 x U-4137/0	2
800002726	63	32	110	72	2 x U-4138/0	2
800006288	100	6	80	25	U-4131/0	1
800006289	100	8	80	28	U-4132/0	1
800006290	100	10	80	35	U-4133/0	1
800006291	100	12	80	42	U-4134/0	1
800006292	100	14	80	44	U-4134/0	1
800006293	100	16	100	48	U-4135/0	1
800006294	100	18	100	50	U-4135/0	1
800006295	100	20	100	52	U-4136/0	1
800006296	100	25	100	63	2 x U-4137/0	2
800006297	100	32	100	72	2 x U-4138/0	2
800006298	100	40	100	80	2 x U-4138/0	2



# 7885

■ Weldon Aufnahme für Werkzeuge mit seitlicher Mitnahmefläche nach DIN 1835-B

■ Weldon type end mill holders DIN 1835-B

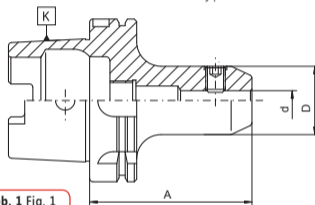


Abb. 1 Fig. 1

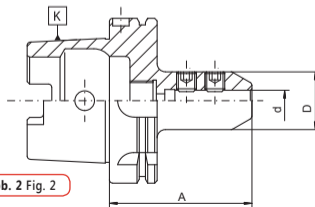


Abb. 2 Fig. 2